

# RMIS PANORAMA

[RISK MANAGEMENT INFORMATION SYSTEMS]

**2023** Edition



In partnership with :



**EY**

Building a better  
working world

**AMRAE**

la Maison du risk management

AMRAE wishes to thank the following participants who helped produce this document:



**François  
BEAUME**  
VP AMRAE,  
VP Risks and  
Insurance Sonepar



**Franck  
AURÉ**  
Group Insurance  
Manager  
Compagnie  
Plastic Omnium



**Hélène  
DUBILLOT**  
Head of  
Scientific Pole  
AMRAE



**Bertrand  
RUBIO**  
Associate Partner  
Enterprise Risk  
EY Consulting




**Marie-Lolita  
CROMBEZ**  
Junior Project Manager  
Scientific Pole  
AMRAE



**Yohan  
WINKLER**  
Consultant  
Enterprise Risk  
EY Consulting



**Ségolène  
DESQUINS**  
Consultant  
Enterprise Risk  
EY Consulting



**Franck  
BARON**

IFRIMA President  
Group Deputy Director Risk  
Management & Insurance at  
International SOS

The International Federation of Risk and Insurance Management Associations (IFRIMA) is extremely proud to support the RMIS Panorama originally developed by AMRAE for the first time.

Data management is becoming critical to all risk management professionals. The fantastic work done by AMRAE, over the years in this field, is highly recommendable and constitutes a great example for all Risk Management associations.

Gradually, they have been able to get the support from other associations such as FERMA or PARIMA, and we are sure from many other members of IFRIMA in the future. As the international umbrella organization for risk management associations from around the world, this is most definitely a leading example for the entire IFRIMA community.  
[www.ifrima.org](http://www.ifrima.org)

**AMRAE really wants to thank all of the organizations (IFRIMA, Club FrancoRisk, FERMA, RIMS et PARIMA) that help making this new edition of the RMIS Panorama a success:**





**Franck AURÉ**

Group Insurance  
Manager  
Compagnie  
Plastic Omnium

## Editorial

As we publish this 15th edition of the Risk Management Information Systems (RMIS) Panorama, it is a world marked by an unstable geopolitical and economic environment and exposed to climate change. Organizations are facing an unprecedented paradigm shift that offers both opportunities and challenges.

Risk management is becoming more interconnected across business lines, geographies and risks. In this context, Risk Management Information Systems (RMIS) are positioned as a functional and management tool to identify and assess risks and determine an organization's exposure. RMIS software is constantly evolving to better meet expectations with regard to new risks and new social and environmental standards (Cybersecurity modules, Sustainable Development and Corporate Social Responsibility, Artificial Intelligence.)

The use of an RMIS is destined to play an increasing role in the conduct of risk management and provide a particular insight into this approach within an organization. At a time of open source and interconnection, RMIS must evolve towards a more open and collaborative system combining internal data and external third-party data, more global, and in real time.

This 15th edition of the Panorama combines the analysis of three international surveys: an analysis of RMIS vendors (121 vendors listed, 51 respondents), a second analysis of Risk Managers (249) to collect their vision of RMIS and their expectations, and a last one to enrich the contribution of vendors and Risk Managers in the format of a round table with Brokers and Insurers in order to collect their opinion on the use and the impact of RMIS in the insurance process in a context of tariff recovery for several years.

This new edition offers a market analysis, alternative views, a description of the needs of Risk Managers and of the offerings of the RMIS vendors, as well as detailed technical data sheets for each vendor. All the data sheets have been updated for this new edition.

This 2023 Panorama has been complemented by new testimonials from RMIS users from different countries, as well as an expert opinion: "CSR Directive: a new perspective for RMIS tools" section describing how RMIS has a role to play in addressing the risks associated with climate change and the ever-increasing demand for transparency of organizations' environmental, social and governance impacts.

This technical report is, as every year, available for free download on the AMRAE website ([www.amrae.fr](http://www.amrae.fr)), in English and French versions. This publication is also completed by a web platform for analyzing the players ([RMIS Panorama Scorecard](#)) allowing you to create your own analyses (by sector, company size, modules...).

This year again, we would like to thank the vendors, brokers, insurers and risk managers who participated in our surveys.

This opus has been enriched by a new association, IFRIMA, and has been the occasion to renew our partnerships with Club FrancoRisk, FERMA, PARIMA and RIMS. These partnerships allow us to relay our requests to their Risk Managers members and to solicit the publishers they submit to us. Once again, this year, regional analyses have been carried out in order to provide more specific information.

AMRAE would also like to thank its partner EY for its continuous involvement over the last few years, which is necessary for the enrichment and sustainability of this publication.

Enjoy your reading!



# Table of contents

Editorial.....	4
Table of contents.....	5
Executive summary .....	7
Reasons for developing a RMIS Panorama .....	8
RMIS market analysis .....	13
RMIS Panorama 2023 results summary .....	22
Detailed vendors' map based on self assessments (Functional modules) .....	26
Detailed vendors' map based on self assessments (Technical axes) .....	28
Leaders' quadrants.....	30
An Insurers and Brokers point of view .....	41
Risk Managers' testimonials .....	45
Expert advice to select and rollout a RMIS.....	56
Expert advice on CSR Directive: a new perspective for RMIS .....	58
Detailed datasheets by vendor .....	60
1-ONE.....	61
ALL4TEC.....	62
ACUREDGE - GROUPE DEVOTEAM (RVR PARAD) .....	63
AMETHYSTE.....	64
ARCHER TECHNOLOGIES LLLC.....	65
ARENGI.....	66
AUDITBOARD, INC.....	67
CALPANA BUSINESS CONSULTING DEUTSCHLAND GMBH .....	68
CERRIX.....	69
CHALLENGE OPTIMUM SA.....	70
CISS LTD .....	71
DELTA RM.....	72
DILIGENT.....	73
DIOT SIACI .....	74
EFRONT/BLACKROCK.....	75
EGERIE .....	76
ENABLON.....	77
FDU CONSEIL .....	78
GBTEC AUSTRIA GMBH .....	79
GRACE CONNECT SARL.....	80
INCLUS.....	81
KERMOBILE SOLUTIONS .....	82
LEXISNEXIS.....	83
MAKE IT SAFE.....	84

MAPTYCS .....	85
MEGA INTERNATIONAL .....	86
MY RISK COMMITTEE .....	87
NANOCODE SAS .....	88
NGCOMPLIANCE .....	89
NOVASECUR .....	90
ONETRUST .....	91
OPTIMISO GROUP SA .....	92
OXIAL .....	93
QUALITADD .....	94
RISKHIVE SOFTWARE SOLUTIONS LIMITED .....	95
RISKID .....	96
RISK'N TIC .....	97
RISKCONNECT .....	98
ROK SOLUTION .....	99
SAP .....	100
SCHLEUPEN SE .....	101
SERVICENOW .....	102
SMART GLOBAL GOVERNANCE .....	103
SOFTWARE AG .....	104
TEAMMATE - WOLTERS KLUWER .....	105
TUV SUD GLOBAL RISK CONSULTANTS .....	106
VALUES ASSOCIATES .....	107
VENTIV .....	108
VIRTUESPARK GMBH .....	109
VISIATIV (IPORTA) .....	110
WORKIVA .....	111
<b>Appendix 1 .....</b>	<b>112</b>
RISK MANAGERS' RESPONDENTS GEOGRAPHICAL PRESENCE .....	112
<b>Appendix 2 .....</b>	<b>113</b>
VENDORS' GEOGRAPHICAL PRESENCE .....	113
<b>Appendix 3 .....</b>	<b>114</b>
DESCRIPTION OF FUNCTIONAL MODULES AND TECHNICAL AXES .....	114
<b>Appendix 4 .....</b>	<b>116</b>
CONSULTATION/RESPONSE RESULTS .....	116

# Executive summary

This 2023 release of the RMIS Panorama is a **major update** of vendors ID cards and market analysis, including exclusive content, thanks to the involvement of numerous RMIS vendors and Risk Managers.

## 2023 RMIS Panorama structure

- ◆ **An analysis of market practices and trends**, based on a survey of 249 Risk Managers respondents in 36 countries, as well as 51 vendors. Our partners Club FrancoRisk, FERMA, RIMS, PARIMA and this year for the first time, IFRIMA, allow us to maintain the internationalization of the study.
- ◆ **51 descriptive vendors sheets** have been completely updated since the 2022 edition, including 8 new exclusive sheets (new participants).
- ◆ **10 testimonials from Risk Managers** sharing their experience of setting up or using a RMIS.
- ◆ **An overview of Brokers and Insurers vision of RMIS**, based on the results of a survey conducted among them by AMRAE in March 2023.
- ◆ **An expert opinion** gathering best practices to setup a risk management digital journey, then select and implement a RMIS.
- ◆ **An expert opinion** on CSRD<sup>1</sup>, describing the role of RMIS in managing the risks associated with climate change and its direct environmental, social and governance impacts of organizations.
- ◆ The main benefits of RMIS, as perceived by Risk Managers, are increasing **efficiency and analysis capabilities**, improving **information sharing** and **avoiding silos**.
- ◆ RMIS projects very frequently (96%) bring together the traditional insurance functions (Risk Management, Audit, Internal Control, Insurance, Compliance, etc.) around a **common approach**.
- ◆ **The SAAS offer is increasingly common**, both at the request of customers and vendors who tend to favor this outsourced deployment and hosting solution.
- ◆ Functional coverage and customization flexibility are the main **criteria for selecting** a RMIS, even if this last criterion is not met by nearly half of the Risk Managers surveyed.
- ◆ The **average level of satisfaction** of Risk Managers remains high and the same compared to 2021 (68%), even if progress remains to be made in terms of innovation, interfaces with other information systems, customization and reporting capabilities.
- ◆ The **modules with which Risk Managers are most satisfied** concern Risk Mapping, Audit, Risk Management on prevention and Action plans.

## Findings and Trends

- ◆ The **RMIS market remains dynamic** (>70% increase of RFPs on RMIS according to market vendors).
- ◆ Large international companies in industry and services represent the "typical client".
- ◆ For a large majority of RMIS vendors, a tool can be **implemented in less than 4 months**.
- ◆ **The average annual cost** (SaaS) of a RMIS, excluding integration services, is 95k€ / year.
- ◆ **ESG** is a module that is increasingly expected (around 20 points of increase compared to 2021) and satisfies 2/3 of the vendors.
- ◆ In the Insurance field, the RMIS acts as a formidable transformation tool by accelerating the **digitalization of the Insurer/Broker/Insured relationship**.

<sup>1</sup>CSRD : Corporate Sustainability Reporting Directive

# Reasons for developing a RMIS Panorama

## The RMIS, a fundamental tool dedicated to Risk Management

The Risk Management function is first and foremost a function that is strongly linked to collecting, analyzing, summarizing and reporting Data which are sometimes heterogeneous. Identifying Risks and collecting incidents as early as possible after their occurrence, both geographically and in time, and their evaluation to ensure effective decision making requires the management of Data flows in the most relevant possible way.

This is precisely the purpose of a Risk Management Information System (RMIS, also called GRC technologies or IRM), which aims at sorting through often plentiful Data before reporting it to the Risk Manager in a suitable format. This type of tool is therefore not only an analysis and operational tool, but also a valuable tool for communicating and sharing relevant results.

RMIS are designed to provide a management tool for every Risk Management actors:

- > **Top Management** can have a consolidated view of entailed Risks and actions in progress.
- > **Managers (Risk Owners)** in charge of handling a set of Risks have this same view and can use it to manage actions within their area of coverage.
- > **Risk Management and Insurance:**
  - The Risk Managers can coordinate all Risk Management related actions, from identification to treatment, and implement more specific measures (e.g. related to managing loss claims and Insurance policies).
  - **Other functions:** Internal Audit, Internal Control, Compliance...
- > **Other Internal partners** (QHSE, Legal, IT, CSR ...).
- > **Potential external partners** (Brokers, consulting firms...).

## Main objectives of a RMIS Panorama

Since 2008, AMRAE has been carrying out a survey on a yearly basis, listing vendors of *Risk Management Information Systems* (RMIS) and solutions available on the market. This 2023 release has been consolidated thanks to the involvement of:

- ◆ **51 RMIS vendors** to qualify their functional and technical scope.
- ◆ **249 Risk Managers** to qualify their stakes, needs and feedbacks using RMIS.
- ◆ A synthesis restituted by AMRAE and based on the results of a survey conducted in March 2023 with Insurers and Brokers allows us to collect their vision of RMIS.

The Panorama combines those three analyses to provide insights to Risk Management actors who seek for information on RMIS by answering the following questions:

- > What are my needs?
- > Can the market solutions meet those? To what extent?
- > Should I use a single specialized product or a RMIS wide integrated product?
- > Which are the selection criteria to consider during my call for tender?

With a view to avoiding potential conflict of interest and meeting the most stringent ethical standards, this work was carried out, from the beginning, based on three core tenets:

- ◆ **Neutrality:** the Panorama does not make any value judgments on vendors and their solutions, nor does it recommend their purchase. It is intended simply to provide a framework to present the tools and the main functionalities available on the market.
- ◆ **Objectivity:** questions cover the features offered by each solution, and are mainly technical and factual.
- ◆ **Business oriented:** questions and analysis are directly related to the specific functions and needs of Risk Managers.

\* GRC : Governance, Risk and Compliance; IRM : Integrated Risk Management

## A global Risk Manager survey

64% of the respondent Risk Managers have already used a RMIS.  
70 % of those RMIS users work for large companies (Turnover > €1 Md).

To better perceive the market trends and expectations, we have enriched analysis by crossing Vendors survey with Risk Managers survey across several sectors and countries. Thanks to the support of our partners (Club FrancoRisk, FERMA, RIMS and PARIMA) we have a truly global coverage gathered and analyzed with 249 Risk Managers responses over 5 continents.

Hence, we can present the following insights:

- > Respondents expectations (modules, benefits),
- > Decision factors used during the RMIS selection process,
- > Level of satisfaction regarding decision factors and functional modules,
- > Pricing and hosting expectations.

### ⚙️ SCOPE OF RISK MANAGERS' RESPONSIBILITY



↓ Arrows indicating trends variation vs previous survey

From the vendors point of view :

Small-Mid-cap companies represent 40% of respondents, and large companies represent 60%.

All sectors are represented with a good balance (Industry, Banking, Insurance, Retail, Public Sector, Telecom...).

Risk Managers responding are for 71% of them in charge of Risk Management and for 57% in charge of Insurance.

⚙️ Data coming from the "Risk Managers" survey are highlighted with this logo.



## A survey conducted among RMIS software vendors

As every year, we have updated our RMIS vendors questionnaire by adding 9 new questions (145 questions in total). Those questions are related to Analytics, Insurance and Cybersecurity topics.

This year, after a review of market actors, a list of **121 vendors** was set up, including vendors consulted last years as well as new market players. These vendors were then directly contacted by AMRAE or EY and invited to participate in an online survey questionnaire (available in English and French) for over a month.

For this major update of 2023, vendors participating were able to present their company (ID cards, areas of presence, differentiators, ...) and self-assess their RMIS product based on technical and functional topics. Questionnaires mostly completed were considered in this analysis.

## Panel of respondents



**51** respondents



**8** new respondents

For the 2023, edition, the Panorama is composed of a panel of **51 respondents** among consulted vendors.

**8 new respondents** have participated in this edition.



 New respondent

### MAIN INDUSTRY CHANGES

- > Devoteam RMIS : Parad has been rebranded as Acuredge
- > Galvanize has been acquired by Diligent

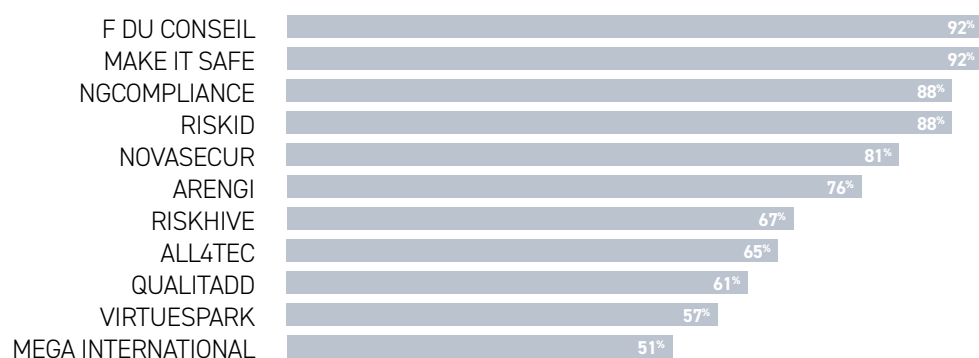
## Analysis of respondents' panel

### VENDORS' WORKFORCE DEDICATED TO RMIS (41/51\*)

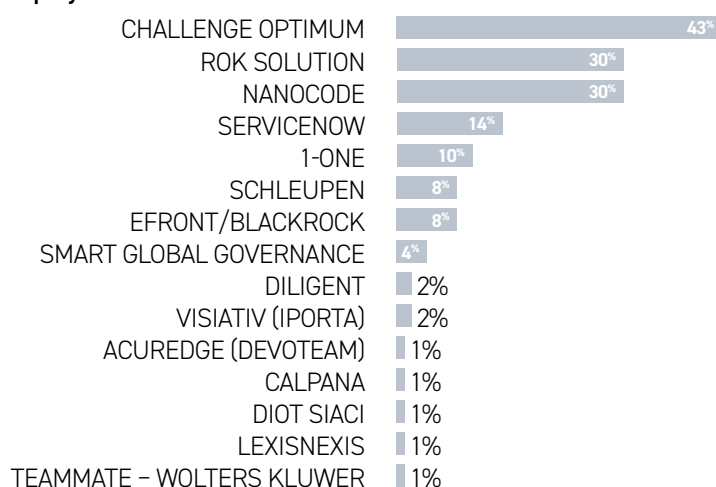
#### 100% of employees dedicated to RMIS - 15 vendors



#### >50% of employees dedicated to RMIS - 11 vendors

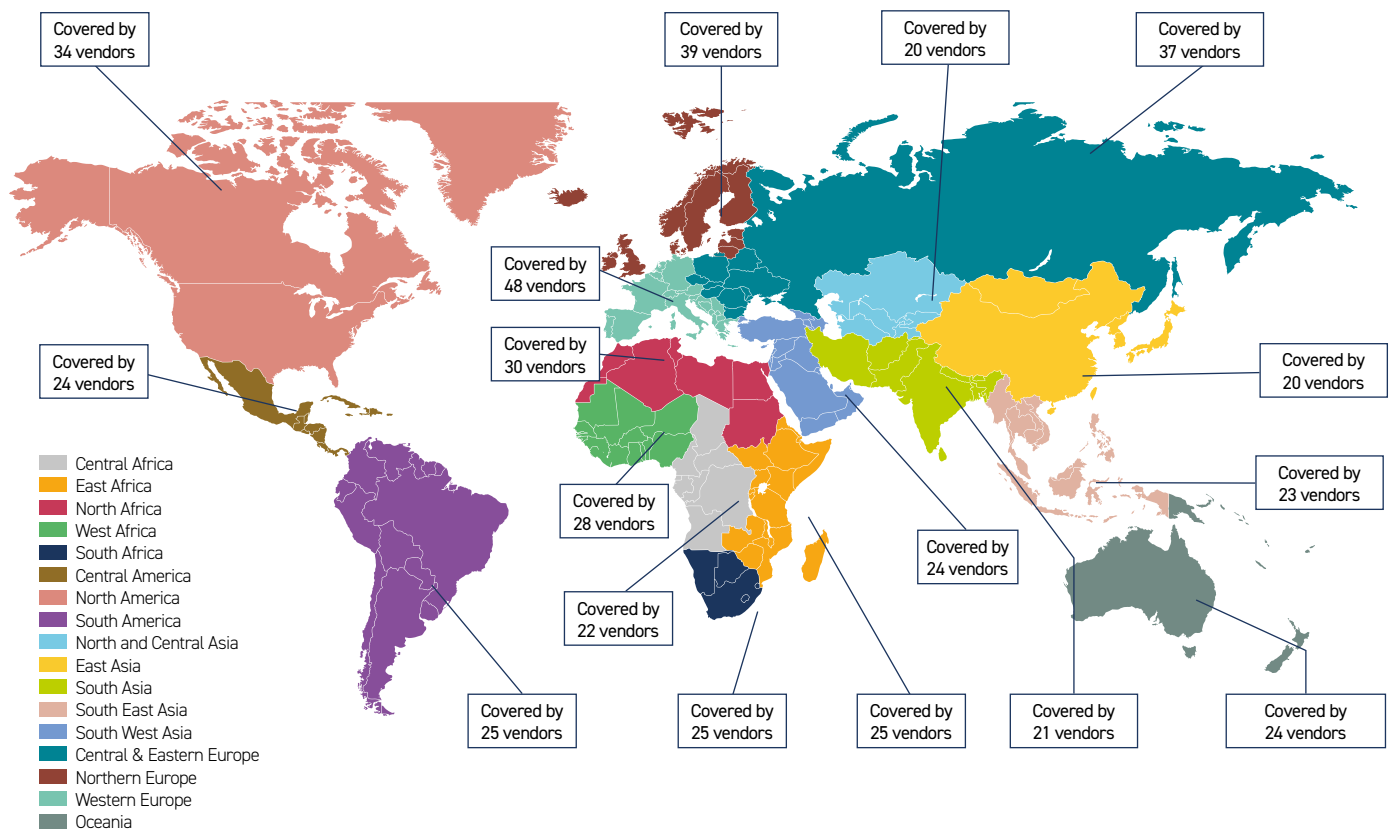


#### <50% of employees dedicated to RMIS - 15 vendors



\* Data (regarding RMIS workforce) were not provided by the 10 following vendors: AuditBoard, ENABLON, KerMobile Solutions, OneTrust, Risk'n TIC, SAP, Software AG, TUV SUD, Ventiv, Workiva.

## RMIS GEOGRAPHICAL PRESENCE



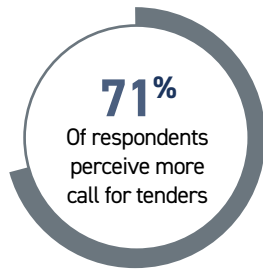
- > This map shows the presence (commercial and implementation services) of RMIS Vendors by region.
- > A description of the Vendors presence is available in [Appendix 2](#).

# RMIS market analysis

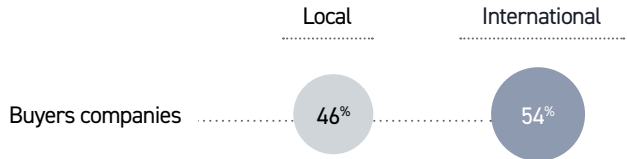
This chapter presents the still-current view of the RMIS market, as perceived by respondents to the 2023 survey.

## Which are the trends for the RMIS market?

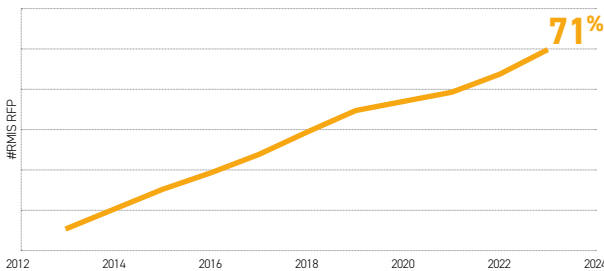
The RMIS market is still dynamic, confirming the trend observed since 2013 of an increasing number of RMIS RFP (Request For Proposals).



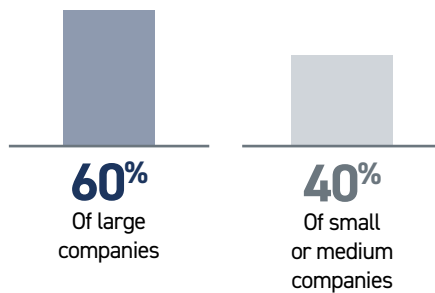
### INTERNATIONAL COMPANIES REMAIN THE MAIN BUYERS



### RFP RMIS INFLUX



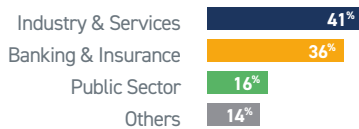
### THE MARKET'S DYNAMISM AFFECTS ALL SIZE OF COMPANIES



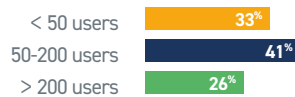
## Which are the sectors, and how many users?

The average number of users, up slightly, is between 50 to 200 users and mostly located in Industry and Services sector. This extensive use of a RMIS in the organization may be correlated with the extension of its functional scope (multi-modules).

### COMPANY SECTORS USING RMIS



### AVERAGE NUMBER OF USERS



## Why implementing a RMIS?

There is now a well-established consensus among Risk Managers worldwide on what a RMIS should bring, and those benefits tend to remain very similar year on year across regions.

The RMIS is therefore more a tool for sharing and communication, efficiency seeking, cross departments analysis than a simple Compliance tool.

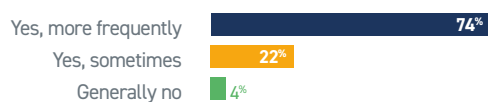
### ⚙️ PERCEIVED RMIS BENEFITS (vs. position in the list in 2021)

- |  |   |
|--|---|
| 1. Facilitate sharing of information (including data consolidation) between entities and corporate (↗ 2) | 6. Data reliability (→ 6)                                       |
| 2. Spend less time consolidating data, more time analyzing it (↘ 1)                                      | 7. Strengthen decision support (↗ 8)                            |
| 3. Facilitate cross departments analysis and avoid silos (→ 3)   | 8. Optimize the sharing of risk management best practices (↘ 7) |
| 4. Harmonization of practices and reporting (→ 4)  | 9. Secure sensitive Information (→ 9)                           |
| 5. Real-time data (→ 5)  | 10. Be compliant with laws/regulations (↗ 11)                   |
|  | 11. Optimize transfer to insurances (↘ 10)                      |

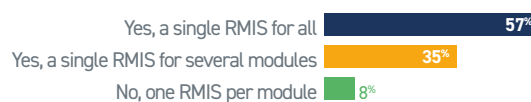
## Is it a single buyer or a transverse and collaborative selection process?

**An increasingly transversal RMIS approach within companies.**

### SEVERAL DEPARTMENTS ARE INVOLVED IN RMIS RFP



### ⚙️ RMIS MOSTLY COVER SEVERAL MODULES



For a large majority of vendors (96%) and Risk Managers (92%), RMIS RFP (Requests For Proposals) concerns several departments of the company in a coordinated approach.

The majority of responding Risk Managers (57%) target a single tool for all functional areas (Audit, Risk Management, Insurance, Internal Control, etc).

This highlights the need for converging Risk Management systems to make them more effective and cross-functional.



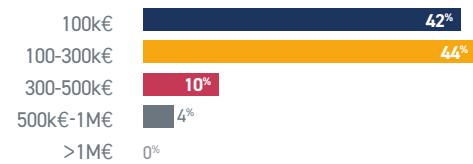
## Expected budgets from Risk Managers are roughly in line with those indicated by RMIS vendors

- Limited budget (<100k€) seems adequate for limited functional scope (see scenario 1 described next page),
- Extended budget (100-300k€) seems adequate for extended functional scope (see scenario 2),
- The overall average annual cost (SaaS) of an RMIS, excluding integration services is **95k€ / year**.

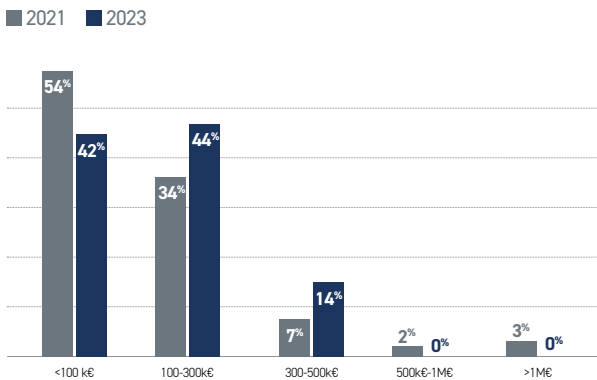
### Risk Managers' expected budget

Expected budget (year 1) indicated by Risk Managers includes licenses and integration services (from project launch to the tool go-live).

#### ⚙️ EXPECTED BUDGET TO ACQUIRE AND IMPLEMENT A RMIS



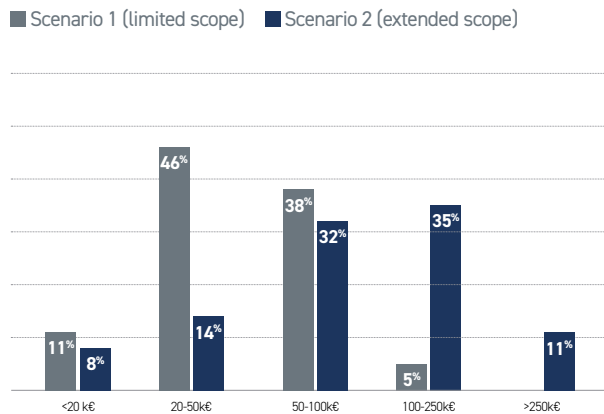
#### ⚙️ EXPECTED BUDGET TREND



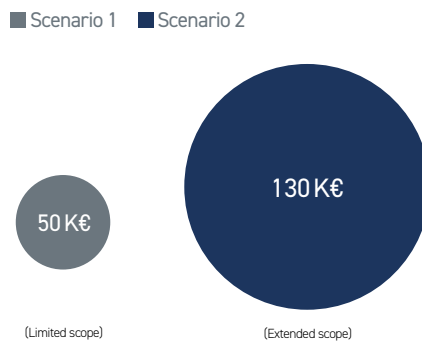
### RMIS yearly cost

The following costs include licenses, without integration services. Costing hypothesis are described in 2 scenarios (see next page), and answers come from 37 of the 51 RMIS vendors.

#### RMIS YEARLY COST ESTIMATED BY SCENARIO



#### RMIS AVERAGE ANNUAL COST (SAAS)



### Scenario 1 (client profile)

- Industry sector
- Turnover: 2 billion €
- Modules: "Risk Mapping" and "Action Plan Management"
- 150 users
- Average maturity of the customer in Risk Management

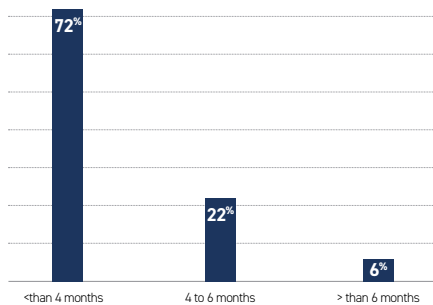
### Scenario 2 (client profile)

- CAC40 company, international group, matrix organization (countries / Business lines), Industry sector
- Turnover: 50 billion €
- Modules: "Risk Mapping", "Action Plan Management", "Internal Audit" and "Internal Control"
- 500 users
- Strong maturity on the mentioned Business lines

## How long is it to implement a RMIS ?

For a large majority of RMIS vendors (72%), a tool can be implemented in less than 4 months, from the project kick-off to the tool go-live.

### RMIS AVERAGE IMPLEMENTATION DURATION



**4 months**  
(average implementation duration)

This average implementation duration, estimated by 49 vendors, is based on the following "typical" scenario:

- Customer: Industry sector
- Turnover: 2 billion €
- Modules: "Risk Mapping" and "Action Plan Management"
- 150 users
- Average maturity of the customer in Risk Management

The individual answers are shown on each vendor detailed datasheet

## Multiple stakeholders for a collective decision

RMIS selection remains a **collective process** involving multiple stakeholders, right from the initial stages of identifying needs.

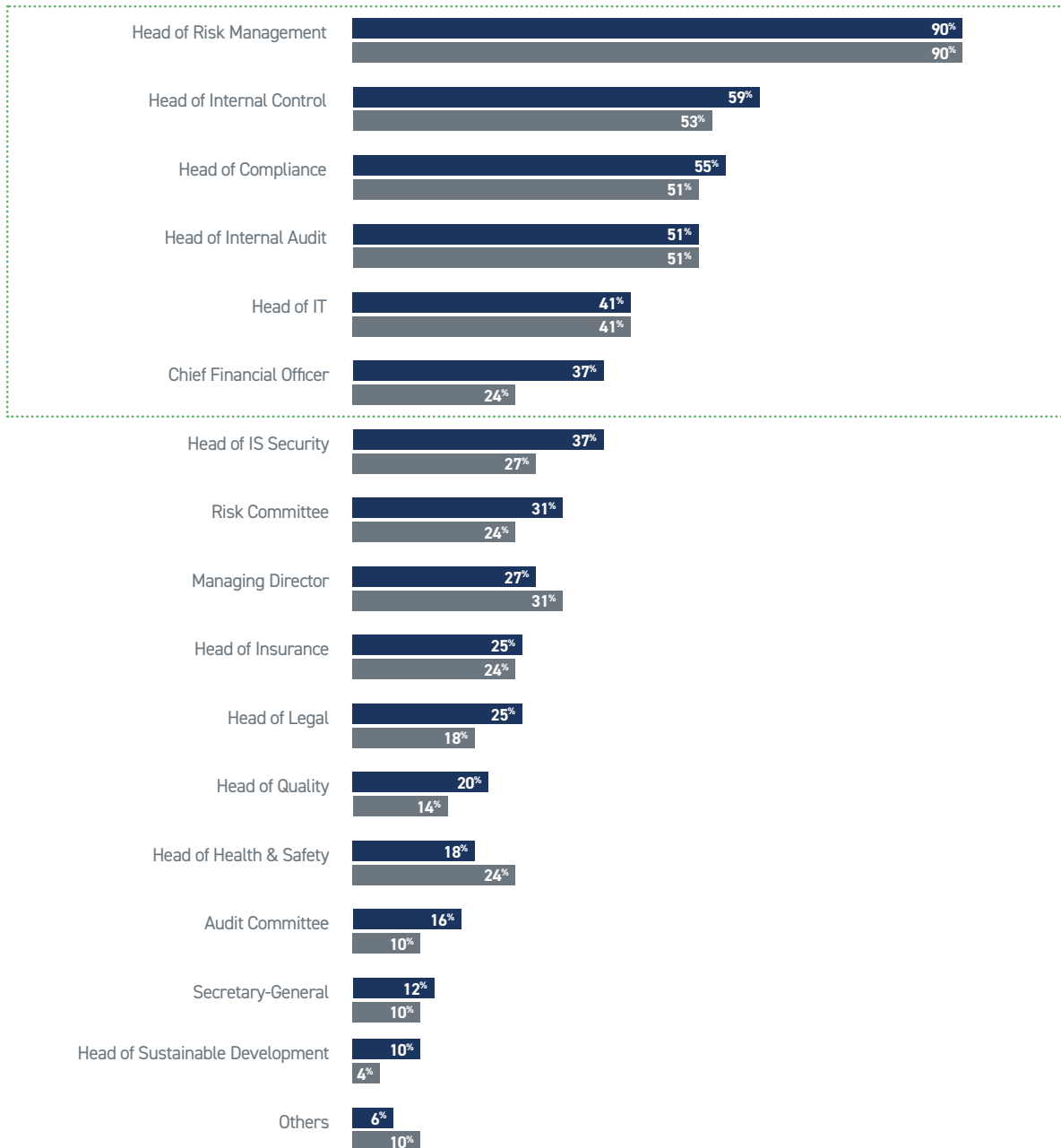
The functions in demand for these solutions are still mainly the Risk, Audit, Compliance and Internal Control departments.

As RMIS projects are **increasingly cross-functional**, CFOs, IT Department and General Management are becoming key sponsors and decision makers in RMIS selection.

**Information security** now appears to be decisive in the selection of the RMIS.

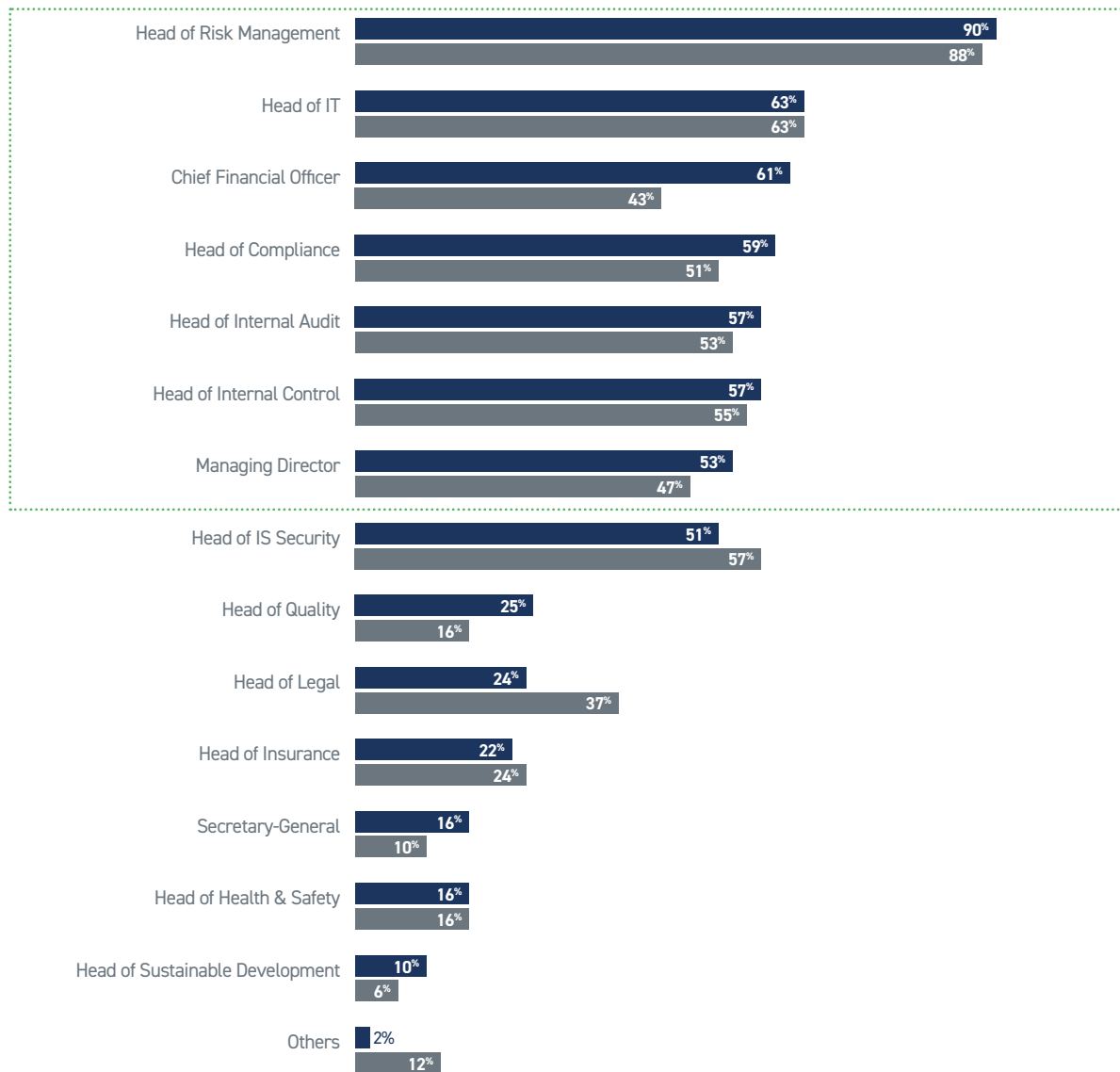
### FUNCTIONS MOST OFTEN ORIGINATING RMIS' TENDERS

■ 2021 ■ 2023 ■ Key function



## DECISION MAKERS INVOLVED IN RMIS SELECTION

■ 2021 ■ 2023 ■ Key function



## ⚙️ Which criteria to select a RMIS?

This year, the criteria for selecting a RMIS have changed significantly, with functional coverage taking first place, followed by customization and flexibility. Ease of use remains an important selection criterion.

The importance of customization and flexibility in the decision making process can also be explained by the fact that customers may have specific needs related to their business and therefore need to be able to customize their RMIS.

### ⚙️ RMIS SELECTION CRITERIA (vs. position in the list in 2021)

1. Functional coverage (↗ 3)
2. Customization flexibility (↗ 4)
3. Easy to use (↘ 1)
4. Price (↗ 5)
5. Company sustainability (↗ 7)
6. Reporting capabilities (↘ 2)
7. Interfaces with other information systems (↗ 10)
8. Quality of integration services and support services (↘ 6)
9. Hosting services (SAAS or internal hosting) (→ 9)
10. Innovation (Artificial Intelligence, Chatbots, Predictive analysis, ...) (↘ 8)
11. Sector specific expertise (→ 11)

## ⚙️ Satisfaction levels are stable, although there is still room for improvement

Satisfaction has slightly increased, although there is still room for improvement as **70%** (vs 66% in 2021) of **Risk Managers** **remain** satisfied with their RMIS. However, a significant proportion of respondents pointed to the **lack of innovation** by RMIS vendors, and poor **interfacing capabilities** with other IS.

Although most vendors are offering more and more possibilities for interfacing with third-party applications via APIs or standard imports, Risk Managers working in a multi-sources environment are still disappointed by interfacing capabilities.

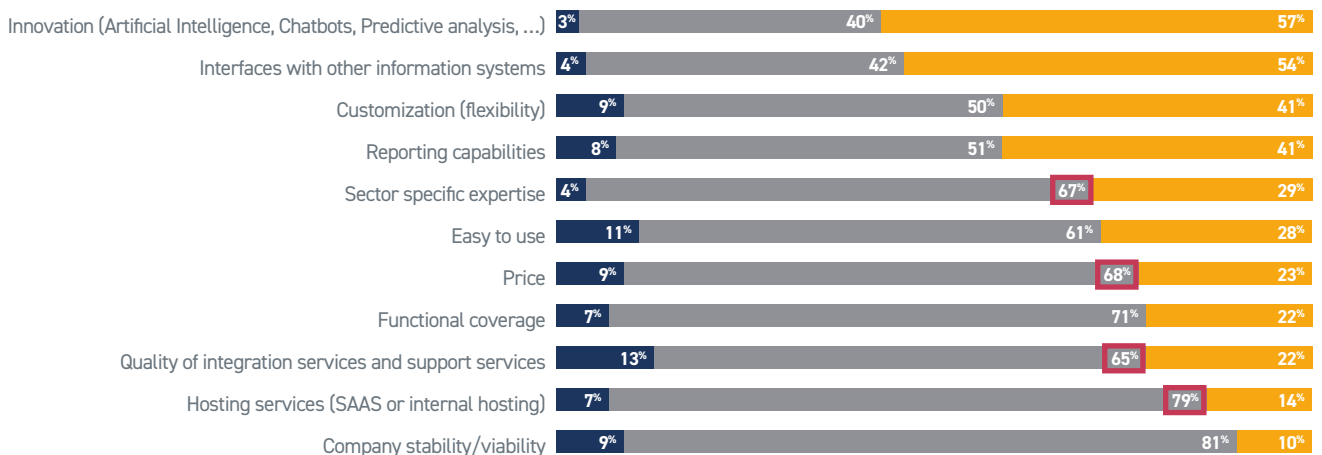
The **reporting capabilities** of RMIS remain an important point of attention, particularly on the autonomy that the customer can have in the creation and customization of reports, but also in the completeness of the report library.

Wouldn't **sharing Data** (via APIs in particular) allow more flexibility and autonomy for customers? Nearly two-thirds of software vendors offer their clients an API (documented in 80% of cases), but few Risk Managers currently seem to have the means to use it.

The Risk Managers who responded reported **improvements in the ergonomics** of the tools, as well as in the quality of **integration and support services**.

## ⚙️ FEEDBACK ON SELECTION CRITERIA

■ Beyond expectations ■ Meet expectations ■ Below expectations ■ Major change compared to 2021 (increase >10 points)





## What will be the next RMIS modules?

While the traditional RMIS modules such as Risk Mapping, Audit, Internal Control, Compliance and Data Protection appear to be well covered by vendors, the following modules and functionalities are noted on the software vendors' agenda for **future development**:

- ◆ ESG
- ◆ Insurance Management
- ◆ Artificial Intelligence

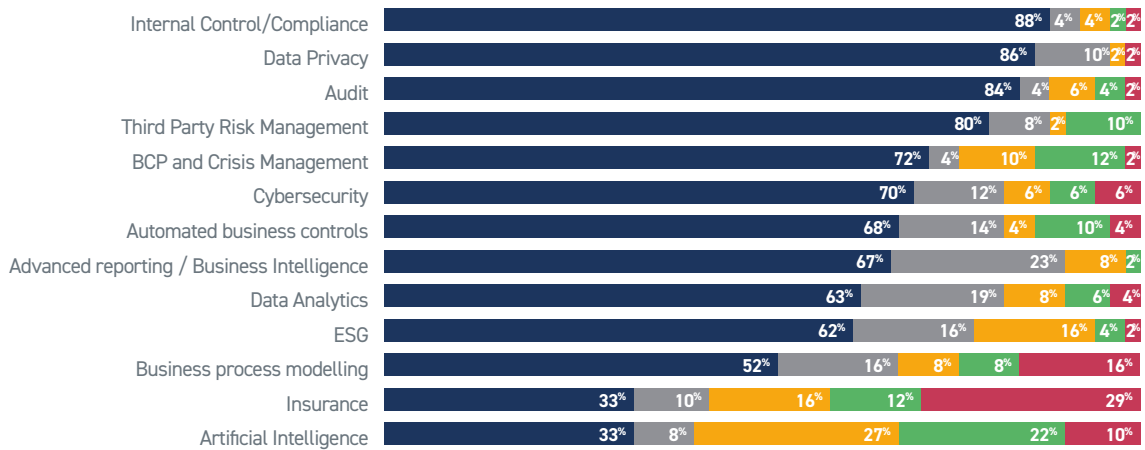
The **Third Party Risk Management** (TPRM) was introduced for the first time in 2021 and was available in the majority of RMIS (59%). It now represents a significant portion of RMIS (80%) and seems to be fully integrated to RMIS vendors.

The **Artificial Intelligence** functionalities, which can be used for several functional modules, seem to be little deployed at this stage. It should be remembered that the level of expectation of the Risk Managers who responded is low for this module.

The modules that have been most developed over the last two years cover **Third Party Risk Management** (+21 points), **ESG** (+19 points), Data Privacy (+12 points), and **BCP** and **Crisis management** (+12 points).

### RMIS ROADMAP, BY FUNCTIONAL MODULES

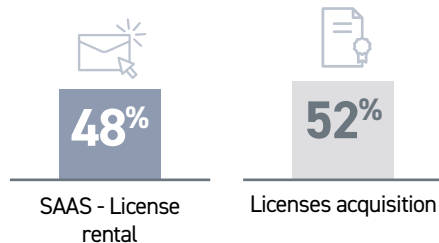
■ Already covered by the tool 
 ■ Already covered by interfaces/connectors with external tools 
 ■ To develop within the tool 
 ■ Interfaces/connectors to develop with external tools 
 ■ Not anticipated



## What deployment methods for RMIS?

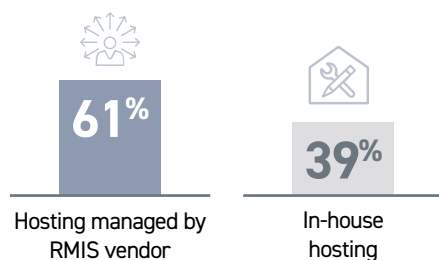
Risk Managers have no clear preference regarding financing: subscription-based rental model (generally also covering hosting), or licence acquisition and maintenance model.

### ⚙️ PREFERRED FINANCIAL SOLUTION



There is a clear trend toward hosting **RMIS by a software vendor's means (SAAS)** as less RMIS accept "on premise" (hosting data in the customer's infrastructure: -24 points compared to 2021).

### ⚙️ PREFERRED HOSTING SOLUTION



Risk Managers prefer more and more outsourced hosting (+4 points compared to 2021).

### HOSTING SOLUTION OFFERED (BY RMIS VENDORS)

■ Yes ■ No



Half of the RMIS vendors now refuse to host their solutions on customer's IT environments, and they are increasing their ability to host it in their own infrastructure without subcontractors (+26 points).

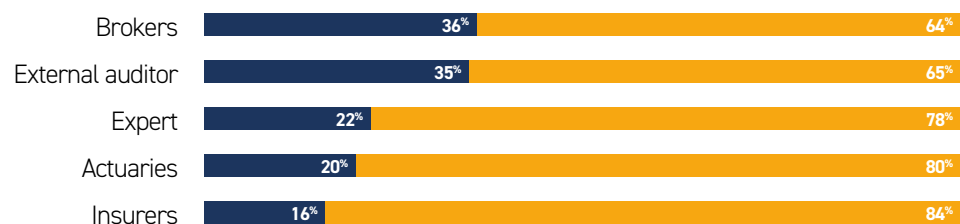
## ⚙️ Should the RMIS be accessible to external parties?

Still a small majority (25%) of Risk Managers respondents consider it **relevant to open up their RMIS to external actors**.

One-third of respondents consider it relevant to open certain RMIS Data to the statutory Auditors and Brokers, however about 20% would like to open their RMIS to Experts, Actuaries and Insurers.

### RMIS ACCESS FOR EXTERNAL ACTORS

■ Give access ■ Do not give access



# RMIS Panorama 2023 results summary

## Survey methodology for vendors

Regarding RMIS's survey, standard multiple-choice questions were proposed to enable analysis on a standardized basis. Like previous years, a score is assigned to each of the standardized answers as follow:

COVERAGE	SCORE	DESCRIPTION
Feature not covered	0	Feature <b>not implemented</b> in the solution
Feature can be covered with ad hoc development	1	No existing standard, but <b>can be developed with ad hoc development</b> by a specialist (depending on aspects: vendor, integrator or client IT Department)
Feature covered, but limited to a standard behavior	2	Using the existing standard, but <b>not editable/configurable</b> , either by the vendor, the integrator, the business user or the client IT Department
Feature covered by technical customization	3	Customization of the standard solution, <b>that can only be performed by a technical expert of the solution</b> (for instance: people from vendor, integrator, or from client IT Department, previously trained to technical solution administration)
Feature covered by business user customization	4	Customization of the standard solution, <b>that can be performed by a business user</b> , independently from the client IT Department and from vendor or integrator (possibly after a nontechnical functional administration training)

This scoring scale allows a transparent and objective analysis of responses in order to obtain individual and global conclusions.

These results were then analyzed in the light of the comments and feedback provided by vendors, to reflect the characteristics of their products as accurately as possible.

Finally, we would like to point out that, as in previous editions, **the analysis carried out was based on vendor self assessments only.**

In line with our core tenets mentioned above, **no tests or interviews were conducted to avoid any judgment** whatsoever from the team who elaborates the Panorama.

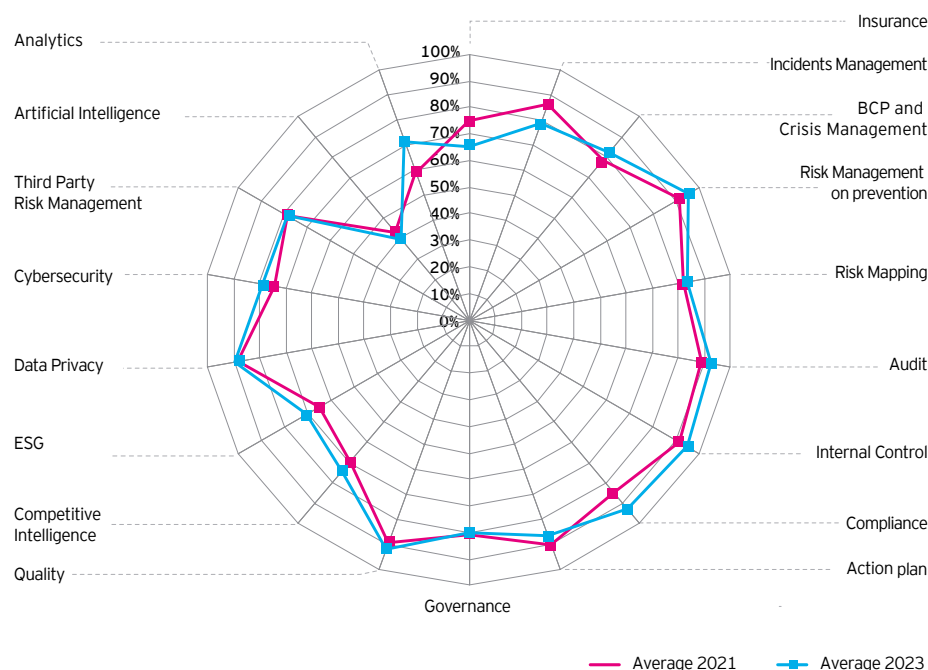
Two levels of synthesis have been held from the first edition of the Panorama:

- ◆ **Global synthesis** aimed at capturing the main respondents' characteristics,
- ◆ **Individual feedback, per vendor.**

## 2023 global results by functional modules and technical axes

The following chart shows aggregated vendors responses on functional modules and technical axes and provides a comparison with the results achieved in the previous edition (2021).

### FUNCTIONAL MODULES (BASED ON VENDORS' SELF-ASSESSMENTS)



Note that:

The calculation method considers, for each module, only respondents having the module (RMIS vendors without the module do not impact the average score).

Comments :

- > The general shape of the 2023 coverage curve remains essentially the same as in 2021.
- > The functional modules are covered on average at 80% by all respondents. On a like-for-like basis, this coverage rate has increased by 2 points compared to the previous edition.
- > The **Insurance** and **Incidents Management** modules recorded the largest drop.
- > **Analytics** shows a clear progression (+13 points) contributing to a good level of satisfaction perceived by Risk Managers on this module.
- > The integration of **Artificial Intelligence** functionalities being progressive, RMIS vendors show a very low average level of coverage (-3 points).
- > The **ESG** modules are becoming more and more developed over the years (+6 points).

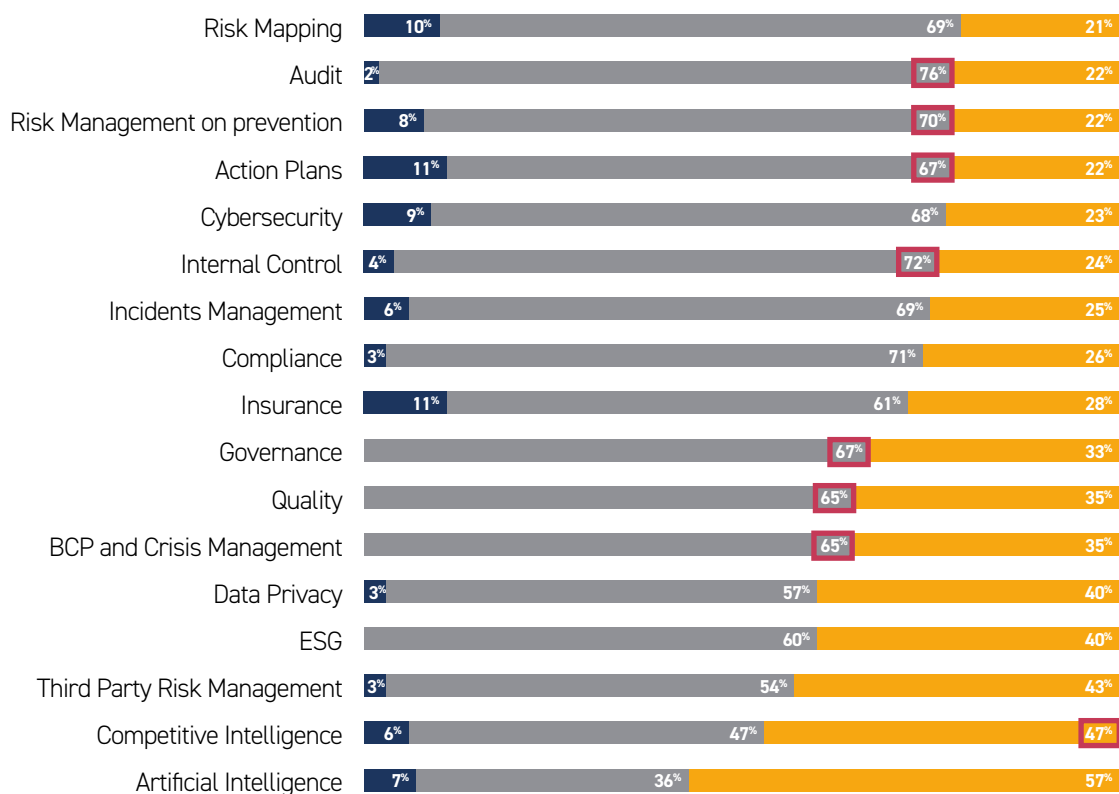
The description of functional modules is available in [Appendix 3](#).

## ⚙️ Functional modules (based on Risk Managers survey)

The average satisfaction rate remains the same since 2021 and reaches 68%, with the following modules showing the greatest decline : Artificial intelligence, Data Privacy, Incidents management, Internal Control and Third Party Risk Management; However, most of the modules (excluding Artificial Intelligence) meet the expectations of the majority of the respondent population of Risk Managers.

### SATISFACTION LEVEL PERCEIVED BY RISK MANAGERS ON FUNCTIONAL MODULES

■ Beyond expectations ■ Meet expectations ■ Below expectations ■ Major change compared to 2021 (increase >10 points)



While looking at some modules recently added, the **Third Party Risk Management** module satisfies more than half of respondents, the **Artificial Intelligence** module seems to leave Risk Managers more mixed.

The **Risk Mapping** module has progressed this year to become the most satisfactory module for **Risk Managers**.



## ⚙️ Functional needs of Risk Managers

Risk mapping (99%), Action plan (94%), Audit (93%) and Risk Management on prevention (91%) **remain the most expected functional modules of a RMIS.**

Expectation for the following modules **are still high: Internal Control and Incidents managements.**

Expectations for the following areas **remain low (50% to 60 %): Artificial Intelligence and Governance.**

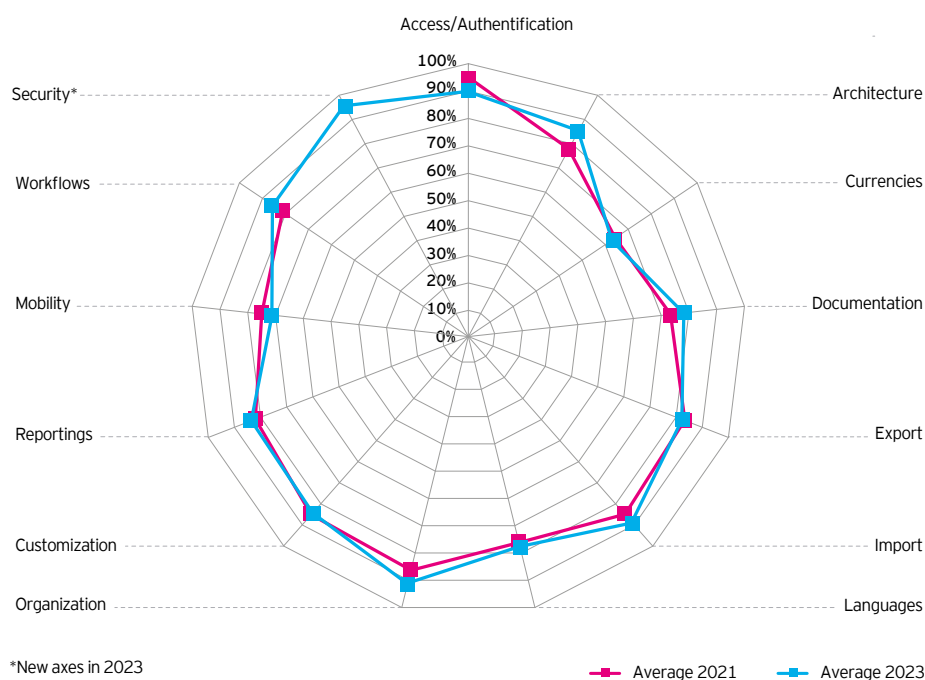
**Third Party Risk Management** module (new in 2021) is a highly expected functional module (71%).

### ⚙️ FUNCTIONAL NEEDS OF RISK MANAGERS (vs. position in the list in 2021)

1. Risk Mapping (→ 1)
2. Action Plan (↗ 4)
3. Audit (↗ 5)
4. Risk management on prevention (↘ 3)
5. Internal Control (↗ 7)
6. Incidents management (↘ 2)
7. Compliance (↗ 9)
8. Insurance (→ 8)
9. BCP and Crisis Management (↘ 6)
10. Cybersecurity (↗ 13)
11. Data Privacy (→ 11)
12. Third Party Risk Management (↘ 10)
13. ESG (↗ 15)
14. Quality (↘ 12)
15. Competitive intelligence (↗ 16)
16. Governance (↘ 14)
17. Artificial Intelligence (→ 17)

### TECHNICAL AXES (BASED ON VENDORS' SELF-ASSESSMENTS)

Comments:



Note that:

The general shape of the 2023 curve remains substantially the same as in the previous edition with, however, a slight increase on the majority of the axes.

- > Most technical axes still covered an average at 83% by all of the respondents.
- > The coverage rate of the Architecture management axis increase by 8%.
- > RMIS access management is still a sensitive area where vendors have a good level of coverage.

The description of technical axes is available in [Appendix 3](#).

## Detailed vendors' map based on self assessments (Functional modules)

	Insurance	Incidents management	BCP and Crisis Management	Risk Management on prevention	Risk Mapping	Audit	Internal Control	Compliance	Action Plan	Governance	Quality	Competitive Intelligence	ESG	Data Privacy	Cybersecurity	Third Party Risk Management	Artificial Intelligence	Analytics
1-ONE																		
ALL4TEC																		
ACUREDGE (DEVOTEAM)																		
AMETHYSTE																		
ARCHER																		
ARENGI																		
AUDITBOARD																		
CALPANA																		
CERRIX																		
CHALLENGE OPTIMUM																		
CISS																		
DELTA RM																		
DILIGENT																		
DIOT SIACI																		
EFRONT/BLACKROCK																		
EGERIE																		
ENABLON																		
FDU CONSEIL																		
GBTEC																		
GRACE CONNECT																		
INCLUS																		
KERMOBILE SOLUTIONS																		
LEXISNEXIS																		
MAKE IT SAFE																		
MAPTYCS																		
MEGA INTERNATIONAL																		
MY RISK COMMITTEE																		
NANOCODE																		
NGCOMPLIANCE																		
NOVASECUR																		
ONETRUST																		
OPTIMISO GROUP																		

Analysis based on the 2023 respondents panel

## Detailed vendors' map based on self assessments (Functional modules)

	Insurance	Incidents management	BCP and Crisis Management	Risk Management on prevention	Risk Mapping	Audit	Internal Control	Compliance	Action Plan	Governance	Quality	Competitive Intelligence	ESG	Data Privacy	Cybersecurity	Third Party Risk Management	Artificial Intelligence	Analytics
OXIAL																		
QUALITADD																		
RISKHIVE																		
RISKID																		
RISK'N TIC																		
RISKCONNECT																		
ROK SOLUTION																		
SAP																		
SCHLEUPEN																		
SERVICENOW																		
SMART GLOBAL GOVERNANCE																		
SOFTWARE AG																		
TEAMMATE - WOLTERS KLUWER																		
TUV SUD																		
VALUES ASSOCIATES																		
VENTIV																		
VIRTUESPARK																		
VISIATIV (IPORTA)																		
WORKIVA																		

Analysis based on the 2023 respondents panel

## Detailed vendors' map based on self assessments (Technical axes)

	Access/Authentication	Architecture	Currencies	Documentation	Export	Import	Languages	Organization	Customization	Reportings	Mobility	Workflows	Security
1-ONE	●	●	○	◐	●	●	◐	●	◐	●	◐	●	●
ALL4TEC	◐	◐	○	◐	●	●	●	◐	●	◐	◐	○	●
ACUREEDGE (DEVOTEAM)	●	●	●	●	●	●	●	●	●	●	◐	●	●
AMETHYSTE	●	●	●	◐	●	●	●	●	●	◐	◐	◐	◐
ARCHER	●	◐	◐	●	●	●	●	●	●	●	●	●	●
ARENGI	●	●	●	●	●	●	●	●	●	●	◐	●	●
AUDITBOARD	●	●	●	●	●	●	●	○	●	●	●	●	●
CALPANA	●	●	●	◐	●	●	●	●	●	●	◐	●	●
CERRIX	●	◐	○	◐	◐	●	○	●	◐	◐	◐	●	●
CHALLENGE OPTIMUM	●	●	◐	◐	◐	○	◐	●	●	◐	●	●	●
CISS	●	◐	◐	●	●	●	○	◐	◐	◐	◐	◐	●
DELTA RM	●	●	●	●	●	●	●	●	●	●	◐	●	●
DILIGENT	●	◐	◐	◐	●	●	◐	◐	◐	●	●	●	●
DIOT SIACI	●	●	●	◐	◐	●	●	●	◐	●	◐	◐	●
EFRONT/BLACKROCK	●	●	●	◐	●	●	●	●	●	●	●	●	●
EGERIE	●	●	●	◐	●	●	●	●	◐	●	●	●	●
ENABLON	●	●	●	●	●	●	●	●	●	●	●	●	●
FDU CONSEIL	◐	●	◐	◐	◐	◐	●	◐	◐	◐	○	○	●
GBTEC	●	●	◐	◐	●	●	○	●	●	●	○	●	●
GRACE CONNECT	●	●	◐	◐	◐	●	●	●	◐	◐	◐	●	◐
INCLUS	●	●	○	◐	◐	●	◐	◐	●	◐	◐	●	●
KERMOBILE SOLUTIONS	●	◐	◐	◐	◐	●	◐	●	◐	●	●	●	◐
LEXISNEXIS	◐	◐	○	◐	◐	○	○	◐	◐	◐	◐	●	◐
MAKE IT SAFE	●	●	◐	◐	◐	●	●	●	●	◐	◐	●	●
MAPTYCS	●	◐	●	◐	◐	●	◐	●	●	◐	◐	●	●
MEGA INTERNATIONAL	●	●	●	●	●	●	●	●	●	◐	●	●	●
MY RISK COMMITTEE	●	●	◐	●	◐	●	●	●	●	●	◐	●	●
NANOCODE	●	●	○	●	●	●	●	●	●	◐	●	●	●
NGCOMPLIANCE	●	●	◐	●	●	●	●	●	●	●	●	●	●
NOVASECUR	●	●	●	●	●	●	●	●	●	●	●	●	●
ONETRUST	●	◐	○	◐	◐	●	●	●	●	◐	◐	●	●
OPTIMISO GROUP	◐	●	○	●	●	◐	◐	●	●	◐	◐	●	●

Analysis based on the 2023 respondents panel

## Detailed vendors' map based on self assessments (Technical axes)

	Access	Technical Architecture	Currencies	Documentation	Export	Import	Languages	Organization	Customization	Reportings	Mobility	Workflows	Security
OXIAL	●	●	●	●	◐	◐	●	●	●	●	●	●	●
QUALITADD	●	●	●	●	●	●	●	●	●	●	●	●	●
RISKHIVE	◐	●	●	◐	●	●	●	●	●	●	◐	●	●
RISKID	●	●	◐	◐	◐	●	◐	●	◐	●	◐	◐	●
RISK'N TIC	◐	●	◐	○	◐	◐	◐	◐	◐	●	◐	○	◐
RISKCONNECT	●	◐	◐	●	●	●	◐	●	◐	●	◐	●	●
ROK SOLUTION	●	●	●	●	●	●	◐	●	●	●	◐	●	◐
SAP	●	●	●	●	●	●	●	●	●	●	●	●	●
SCHLEUPEN	●	●	●	●	◐	●	●	●	●	●	◐	●	●
SERVICENOW	●	●	●	●	●	●	●	●	●	●	●	●	●
SMART GLOBAL GOVERNANCE	●	●	●	●	●	●	●	●	●	●	◐	●	●
SOFTWARE AG	●	●	●	●	●	●	●	●	●	●	●	●	●
TEAMMATE – WOLTERS KLUWER	◐	◐	○	●	◐	●	◐	●	◐	●	●	●	◐
TUV SUD	◐	◐	◐	●	◐	●	○	◐	◐	●	○	◐	●
VALUES ASSOCIATES	●	●	◐	●	◐	●	●	●	●	◐	○	●	●
VENTIV	●	●	●	●	●	●	●	●	●	●	●	●	●
VIRTUESPARK	●	●	●	●	◐	●	○	●	●	●	◐	●	◐
VISIATIV (IPORTA)	●	●	●	●	●	●	●	●	◐	●	●	●	●
WORKIVA	●	◐	◐	●	●	●	◐	●	●	●	◐	●	●

Analysis based on the 2023 respondents panel

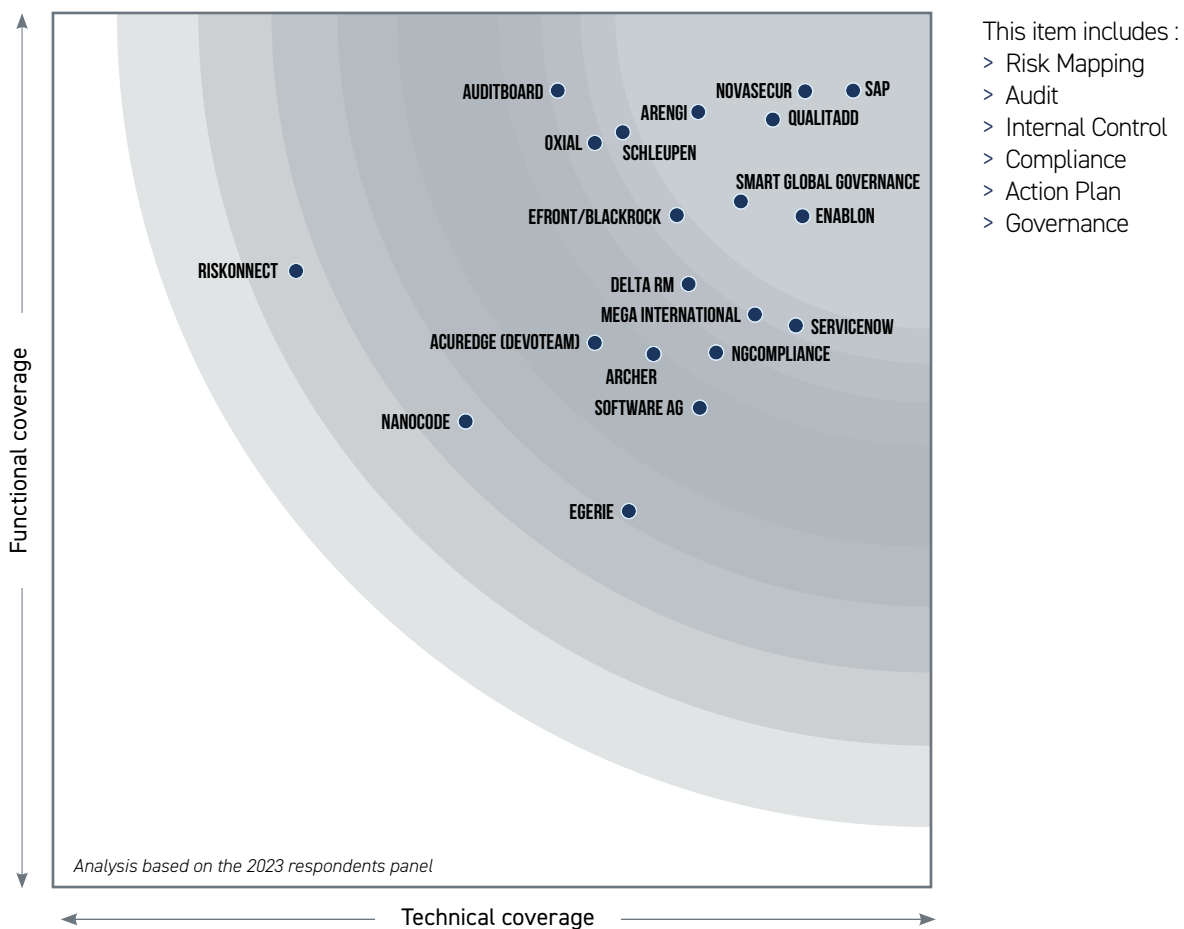
# Leaders' quadrants

## GRC quadrant

The following RMIS vendors' maps are built using solely vendors' self assessments without any input or analysis from AMRAE and EY. They are organized by functional module showing only vendors covering this space.

For clarity and visibility purposes, only 20 vendors are displayed on each map using their abbreviated name.

A full listing of all vendors with their functional and technical details is available in the vendor profile section.

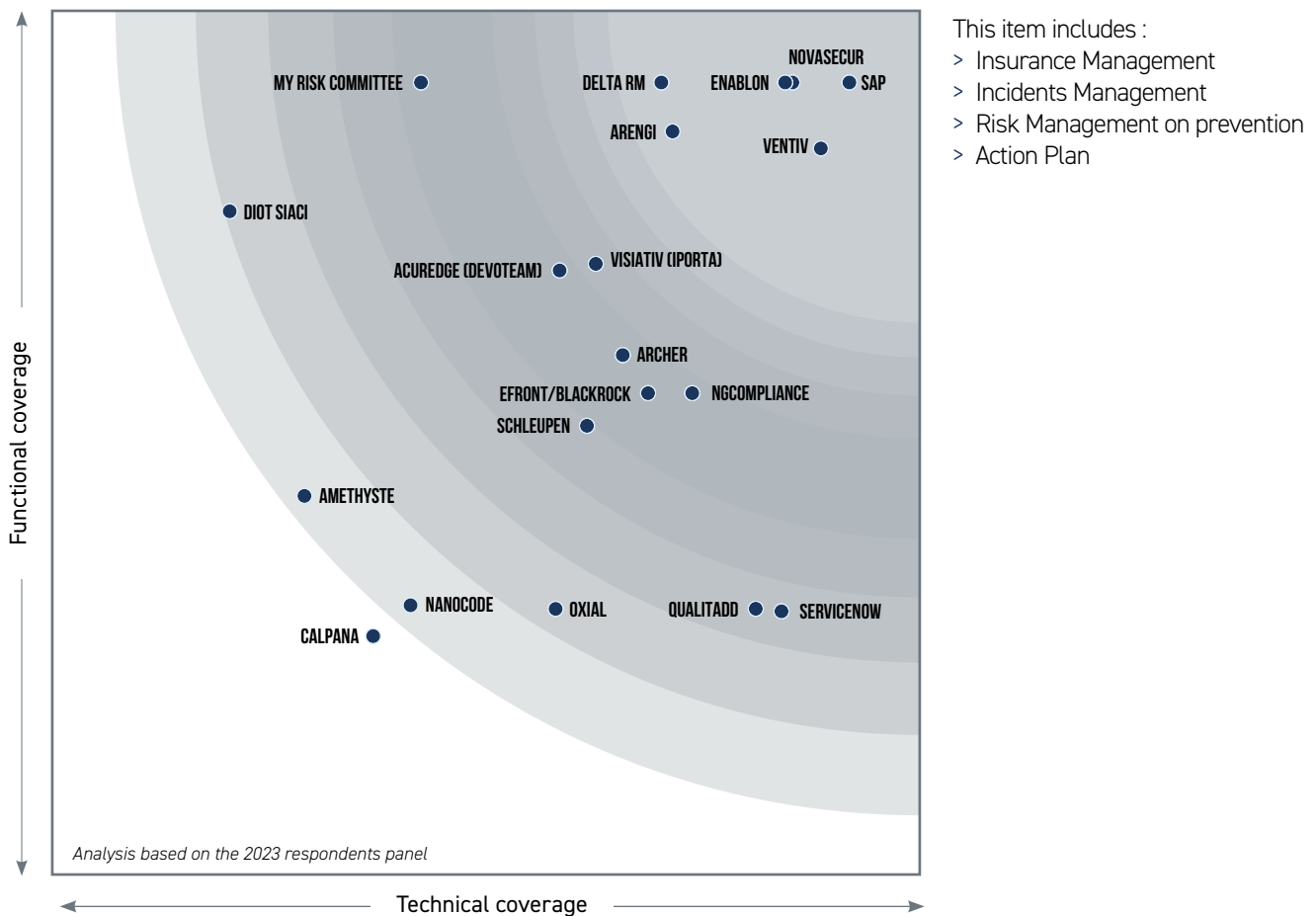


## Insurance Quadrant

The following RMIS vendors' maps are built using solely vendors' self assessments without any input or analysis from AMRAE and EY. They are organized by functional module showing only vendors covering this space.

For clarity and visibility purposes, only 20 vendors are displayed on each map using their abbreviated name.

A full listing of all vendors with their functional and technical details is available in the vendor profile section.

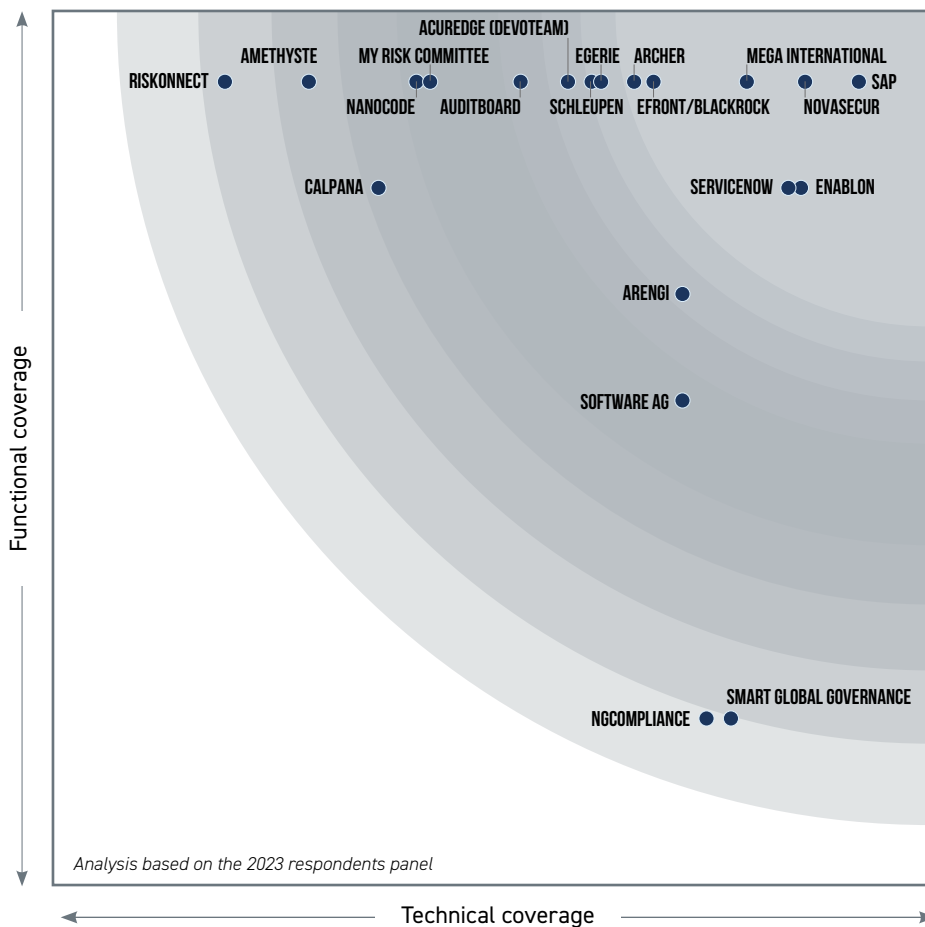


## BCP and Crisis Management Quadrant

The following RMIS vendors' maps are built using solely vendors' self assessments without any input or analysis from AMRAE and EY. They are organized by functional module showing only vendors covering this space.

For clarity and visibility purposes, only 20 vendors are displayed on each map using their abbreviated name.

A full listing of all vendors with their functional and technical details is available in the vendor profile section.



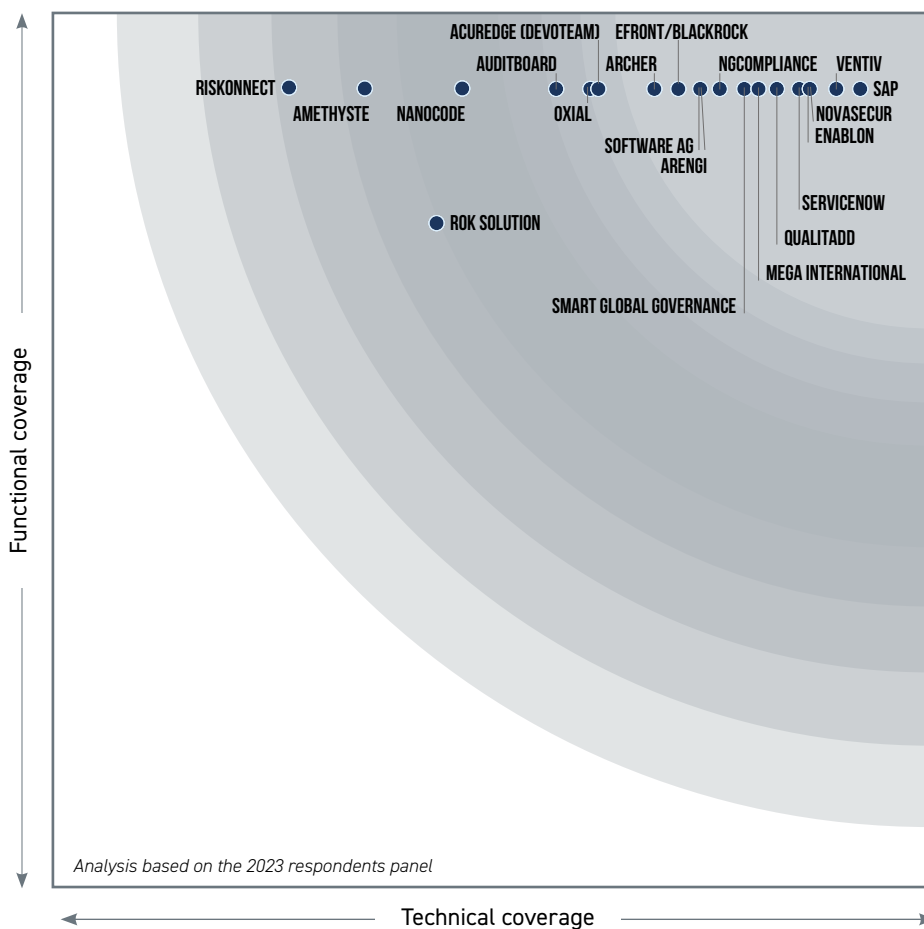


## Quality Quadrant

The following RMIS vendors' maps are built using solely vendors' self assessments without any input or analysis from AMRAE and EY. They are organized by functional module showing only vendors covering this space.

For clarity and visibility purposes, only 20 vendors are displayed on each map using their abbreviated name.

A full listing of all vendors with their functional and technical details is available in the vendor profile section.

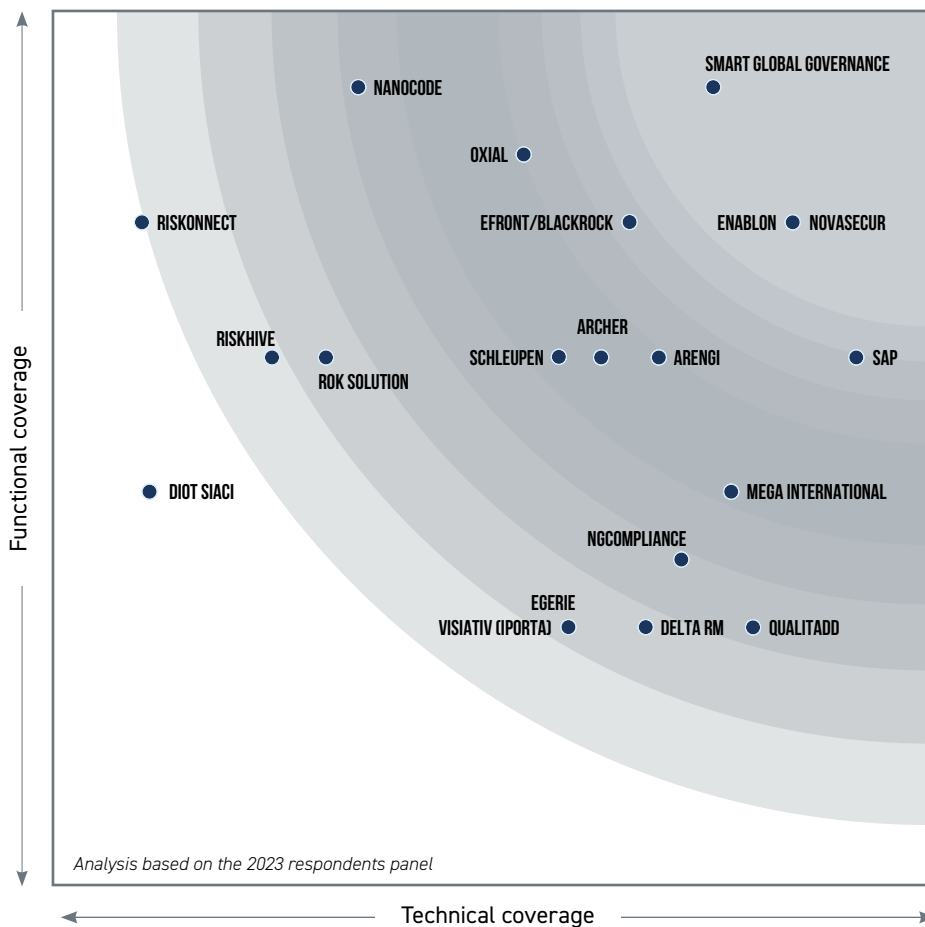


## Competitive Intelligence Quadrant

The following RMIS vendors' maps are built using solely vendors' self assessments without any input or analysis from AMRAE and EY. They are organized by functional module showing only vendors covering this space.

For clarity and visibility purposes, only 20 vendors are displayed on each map using their abbreviated name.

A full listing of all vendors with their functional and technical details is available in the vendor profile section.

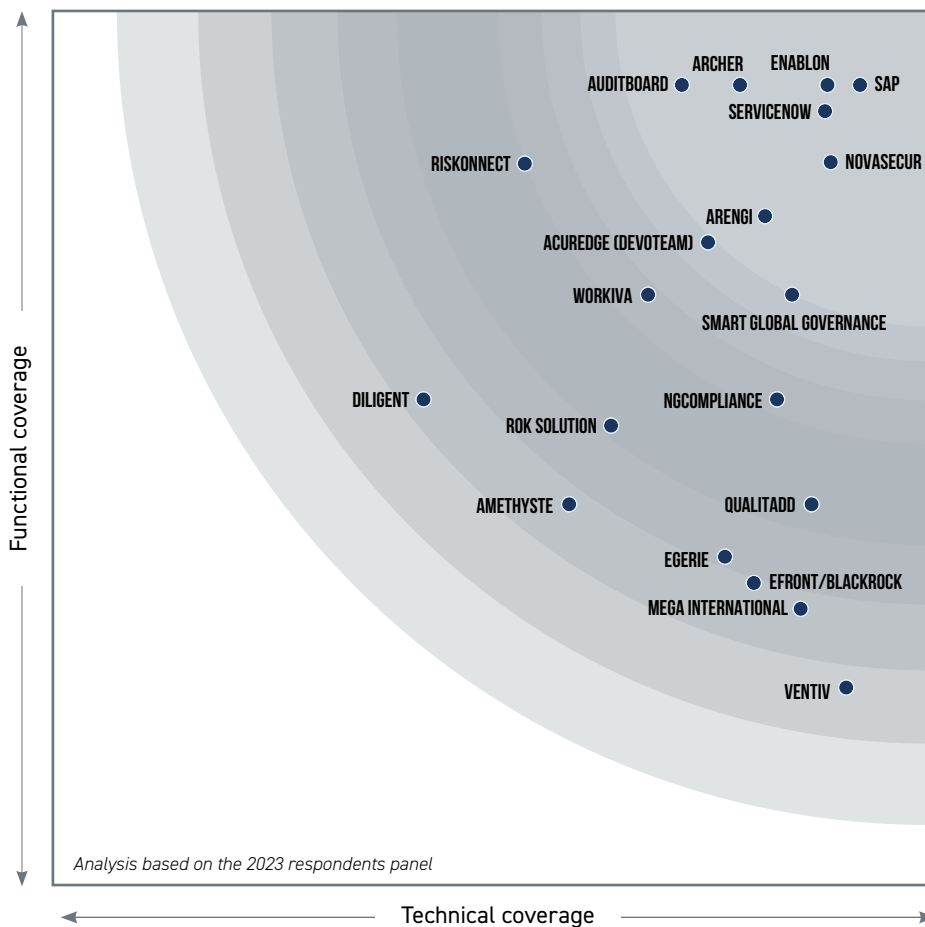


## ESG Quadrant

The following RMIS vendors' maps are built using solely vendors' self assessments without any input or analysis from AMRAE and EY. They are organized by functional module showing only vendors covering this space.

For clarity and visibility purposes, only 20 vendors are displayed on each map using their abbreviated name.

A full listing of all vendors with their functional and technical details is available in the vendor profile section.

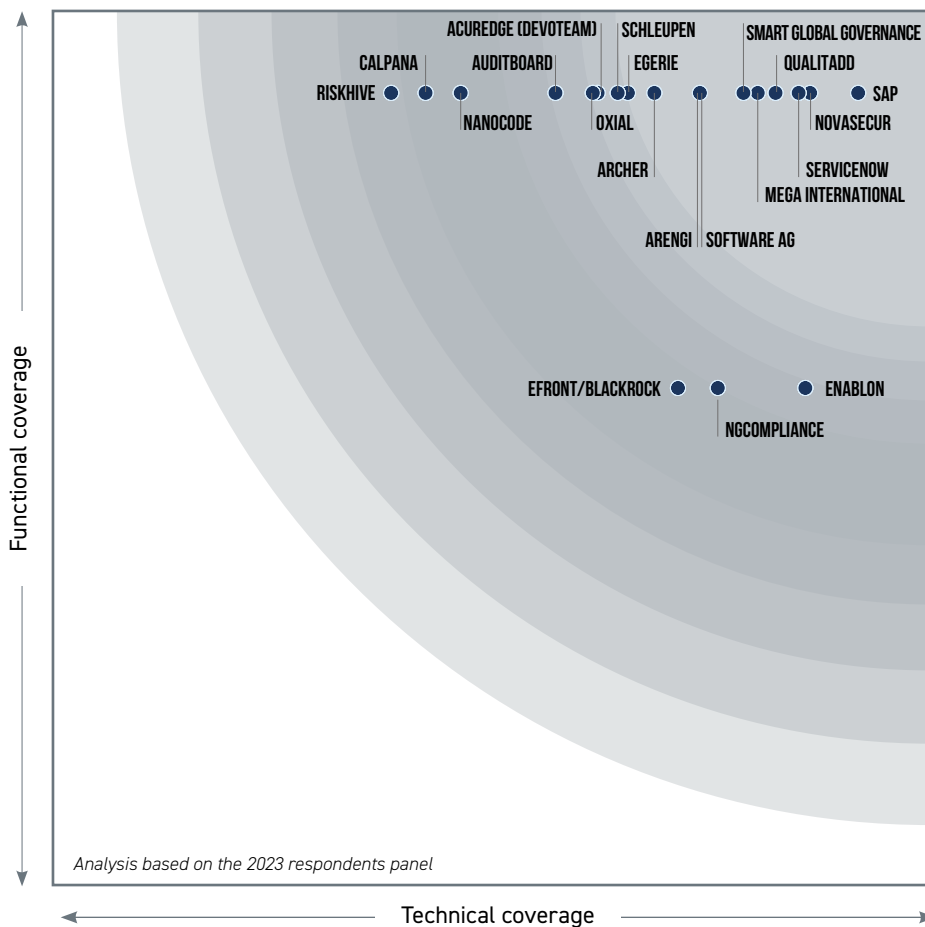


## Data Privacy Quadrant

The following RMIS vendors' maps are built using solely vendors' self assessments without any input or analysis from AMRAE and EY. They are organized by functional module showing only vendors covering this space.

For clarity and visibility purposes, only 20 vendors are displayed on each map using their abbreviated name.

A full listing of all vendors with their functional and technical details is available in the vendor profile section.

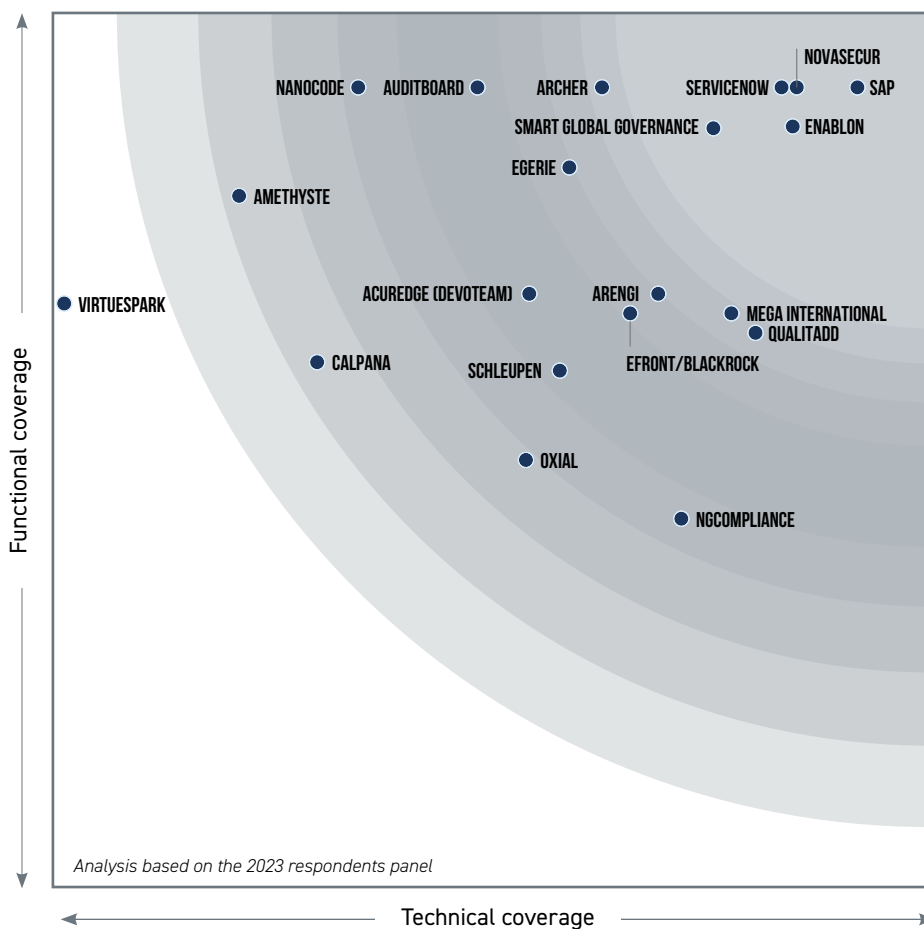


## Cybersecurity Quadrant

The following RMIS vendors' maps are built using solely vendors' self assessments without any input or analysis from AMRAE and EY. They are organized by functional module showing only vendors covering this space.

For clarity and visibility purposes, only 20 vendors are displayed on each map using their abbreviated name.

A full listing of all vendors with their functional and technical details is available in the vendor profile section.

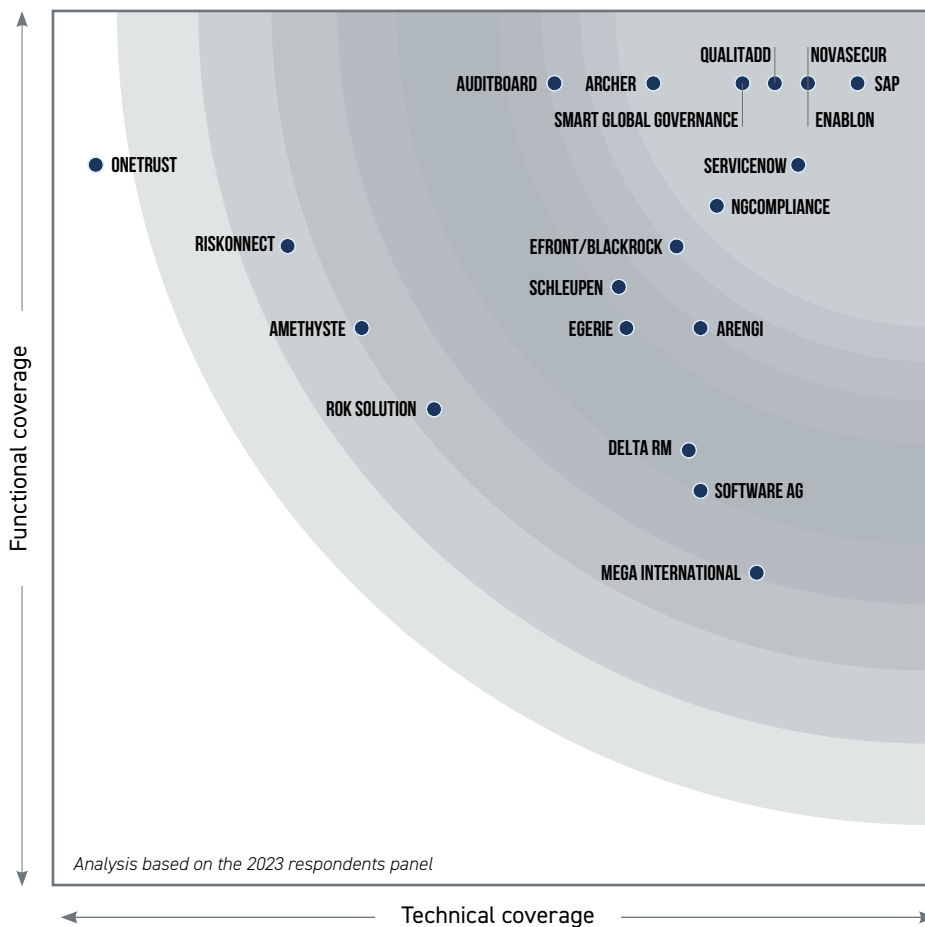


## Third Party Risk Management Quadrant

The following RMIS vendors' maps are built using solely vendors' self assessments without any input or analysis from AMRAE and EY. They are organized by functional module showing only vendors covering this space.

For clarity and visibility purposes, only 20 vendors are displayed on each map using their abbreviated name.

A full listing of all vendors with their functional and technical details is available in the vendor profile section.

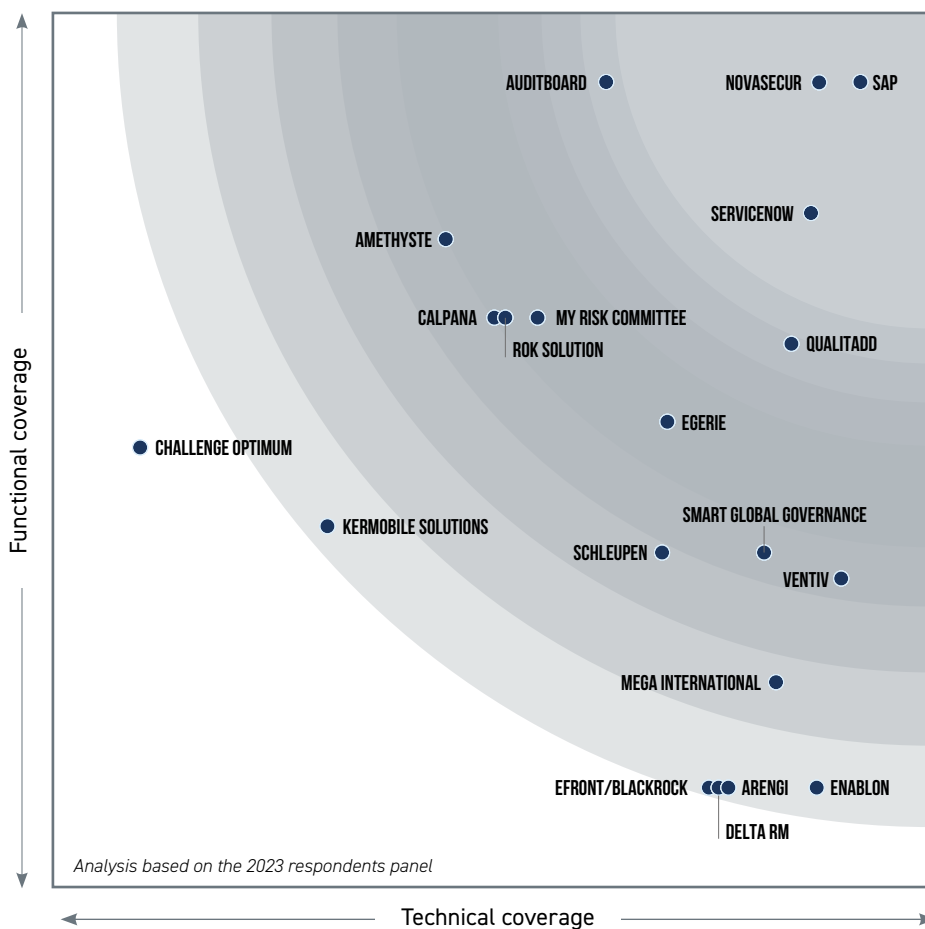


## Artificial Intelligence Quadrant

The following RMIS vendors' maps are built using solely vendors' self assessments without any input or analysis from AMRAE and EY. They are organized by functional module showing only vendors covering this space.

For clarity and visibility purposes, only 20 vendors are displayed on each map using their abbreviated name.

A full listing of all vendors with their functional and technical details is available in the vendor profile section.

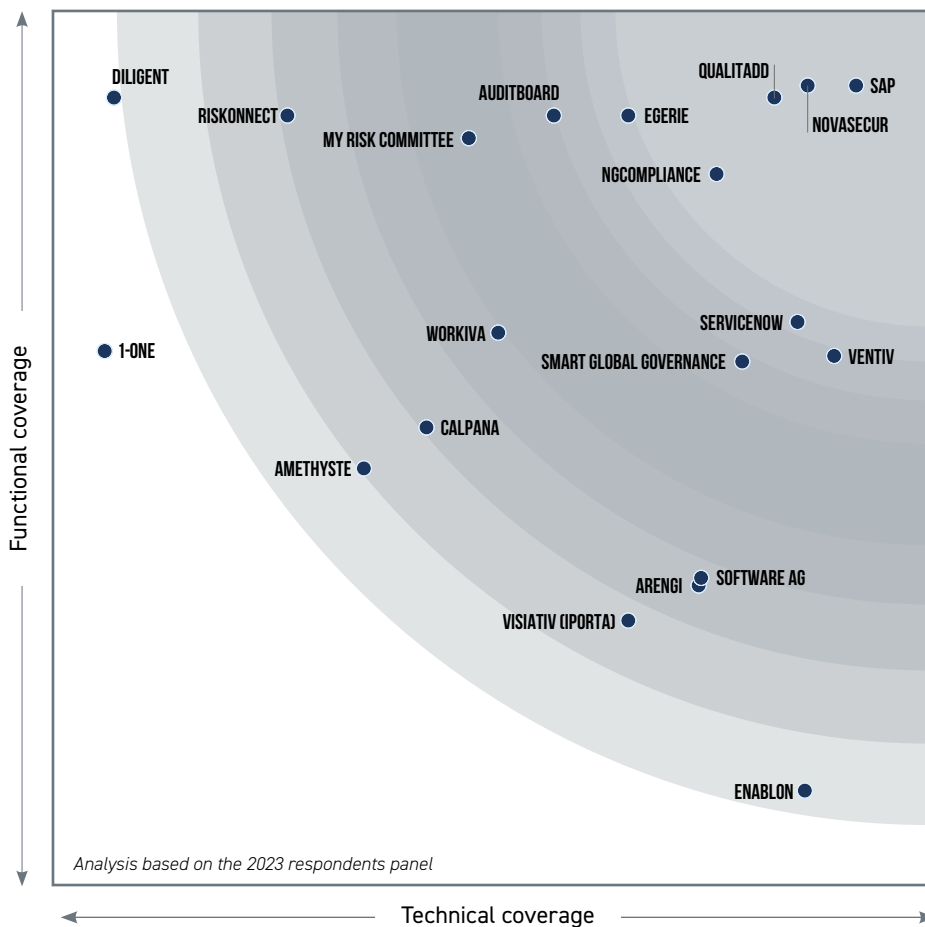


## Analytics Quadrant

The following RMIS vendors' maps are built using solely vendors' self assessments without any input or analysis from AMRAE and EY. They are organized by functional module showing only vendors covering this space.

For clarity and visibility purposes, only 20 vendors are displayed on each map using their abbreviated name.

A full listing of all vendors with their functional and technical details is available in the vendor profile section.





# An Insurers and Brokers point of view

For the 2023 edition of the RMIS Panorama, AMRAE, in partnership with EY, has conducted an exchange with various representatives of the insurance and brokerage world, in France and abroad, to collect their views on the use of RMIS solutions by their customers or policyholders and more broadly the impact of these solutions in the risk management value chain.

Are they prescribers or providers of this type of application?

To what extent does the use of a RMIS influence their relationship with clients/insureds and in what aspects in particular?

What benefits do they see in the use of a RMIS by their clients/insureds? etc.

These questions were put to them during a dedicated meeting, rich in additional insights, which we share with you in this chapter.

With a relatively low rate of equipment except in the large international structures, and the presence of a rather fragmented offer, the use of RMIS as a relationship tool between brokers/insurers/policyholders is not yet generalized.

**We can currently distinguish between two main families of offers:**

- > **A proprietary offer** (developed by insurers or brokers for their policyholders or clients) that we will call "Insurer/Broker" RMIS, specialized on the "Insurance" functional axis, traditional axis with the associated modules of a RMIS.
- > **An offer called "vendor" RMIS**, proposed by the major software publishers, of which the "Insurance" axis represents one of the axes among other value propositions.

The proposed analysis is based on the views and positions of the insurers and brokers interviewed on each of these two propositions.

## The "Insurer/Broker" RMIS: an alternative offer?



The first finding of our survey is that the so-called "RMIS" solutions are not foreign to the insurers/brokers interviewed and some of them now offer them to their policyholders/customers as standard. In most cases, when this activity is offered by an insurer/broker, it is not managed as an independent activity, but **directly by the traditional insurance and brokerage business**.

For 1/3 of the insurers/brokers interviewed, the provision of an "in-house" RMIS is neither proposed today nor on the agenda of their strategic development and this type of service would remain the prerogative of the major publishers in the market. However, insurers/brokers who have already developed a RMIS confirm their intention to intensify this part of their business in the near future.

***For 1/3 of the insurers/brokers interviewed, the provision of an "in-house" RMIS is not on their strategic development agenda***

Beyond facilitating exchanges with their clients/policyholders and/or helping them to better understand their risks and strengthen their management, this activity could also constitute a new growth driver for insurers/brokers as well as a differentiating marker in the services offered in addition to the impact on the underwriting process. Indeed, **"in a hard market cycle, RMIS can allow an insured to distinguish himself from his peers in order to benefit from the best terms and conditions of the market, it is a complementary communication lever of the nature of the Risks taken into account by the insured in an economic, geopolitical and social environment that has been put to the test"**, illustrates Richard Deguettes, Key Account Sales Director IARD HOWDEN FRANCE.

This perception is shared by AMRAE, which believes that RMIS solutions will be a “must have” in the years to come, as Michel Josset, Director of Insurance for the Faurecia Group and Chairman of AMRAE’s Property Damage Commission, points out: “RMIS is a powerful factor in the credibility of the insured with respect to the market, making it possible to legitimize a foundation for Risk Mapping and the management of Insurance and incidents on a daily basis, as well as good organization in the production of information”.

However, RMIS solutions are still perfectible tools: “The technology is in place, but organizations must take care to reinforce the quality, integrity and homogeneity of the Data entered into the RMIS system. In addition to the issue of confidentiality and the elements that an organization wishes to make available to third parties, the absence of true dynamic Data management is a major obstacle to a paradigm shift in the use of RMIS solutions,” says Antoine Lamy-Rested, Chief Commercial Officer at Aon France.

### Policyholder data: a new challenge ?



The collection (via a RMIS), the knowledge and the exploitation of policyholders’ data will become major challenges for insurers/brokers in the coming years. Those who know how to exploit a combination of customer data, public data and their own data in the context of “Big Data”, in order to offer their customers and policyholders more “personalized” and better “calibrated” contracts, will undoubtedly be the big winners of tomorrow.

Today, only 1/3 of the insurers/brokers that we interviewed declare to exploit the data transiting through the RMIS of their policyholders or customers, mainly for communication efficiency and/or adjustment of their services.

***The issues related to data quality and integrity are highly regarded.***

This use of data is mostly governed by a specific agreement, including a confidentiality clause, defined between the parties. In the case of personal data exploitation, it must respect the legal framework defined by the regulation (GDPR in EU or other local regulation).

### The benefits of an “insurer/broker” RMIS: a sensitive topic?



To the question: “Does the use of a RMIS impact the commercial relationship you have with your clients/insureds?”, for the majority of respondents, it seems that the use of an RMIS does not impact the commercial relationship with their clients/insureds. For the rest of the respondents, it appears that the use of an “insurer/broker” RMIS influences the commercial relationship they have with their insured/clients and that it benefits first and foremost the actions related to “Prevention” and bipartite “Communication”.

This highlights one of the first advantages cited for the use of a RMIS, whatever its field of use: its ability to facilitate the sharing of information between the various parties, both internal (Risk, Audit, Compliance, Internal Control, Insurance departments, etc.) and external (insurer, broker, expert, etc.), by proposing a structuring framework and standardized transfer formats. In the insurance world, RMIS can act as a data exchange facilitator, sometimes interfacing with the systems used by insurers/brokers to exchange key information (incidents, premiums, contracts, etc.), in real time.

## The “vendor” RMIS : A standard?



The topic remains a focus for the insurance and broker community. Indeed, a majority of respondents say that they are aware that their policyholders/clients are using a RMIS as part of their risk management activity (both insurance and non-insurance related).

This figure demonstrates a real interest from the insurance and broker community for the so-called RMIS solutions, which are synonymous for them with the presence of a structured, modern and digital risk management for their clients and policyholders, based on an efficient use of a more qualitative and contextualized data. This proactive approach to risk management is often considered by insurers/brokers as an element likely to improve the client's risk profile.

The **brand of the RMIS provider** also seems to be an important element for insurers/brokers. Half of the respondents pay particular attention to it, suggesting that not all offers in the market are equal and that some are more valued than others because they are better suited to the business risk insurance field.

## The modules perceived as most important by the insurance/broker community



The **risk mapping, insurance, and action plans** modules are considered priorities by our respondents. The more specific functional modules (BCP, business continuity and crisis management, cybersecurity, incident management, sustainable development and CSR, etc.) are not yet systematically developed and implemented, and are still receiving less attention, despite the latest crises and developments (ESG/CSR) that resonate with the insurance community's own commitments.



This classification reflects the structure of the intellectual approach specific to the global management of the risks of their clients, prospects or insureds. A **good understanding of the organization's risk universe** (mapping) and their **evaluation/hierarchization**, along with **incidents monitoring**, allow for the optimization of prevention and the construction of a more detailed analysis of coverage needs (**insurance**) for insurable risks. Dynamic management of incidents and claims, and **monitoring of action plans provide feedback** and complete this **virtuous loop of good risk management**.

## “Vendor” RMIS: less benefits for insurers and brokers



By definition, the “insurer/broker” RMIS is already configured and adapted to the functional and technical specifications of the insurer/broker's RMIS tool. The insured, user client, only has to fill in and transmit his data in the required format.

Within the framework of a “vendor” RMIS, the will of a customer/insured to open its own tool to one or more third parties often requires the installation of a specific parameter setting and common to the various parts, which can prove to be complex and sometimes less adapted to the specific trades of the insurance. In this case, the client/insured would be more likely to share data from the “vendor” RMIS via flat file exports, often manual, than to share access to the system itself. The **“Commercial Conditions”** and **“Price”** criteria also seem to be moderately impacted by the use of a “vendor” RMIS. It is interesting to note, however, that the “Commercial Conditions” factor is the most favored when using a “marketplace” RMIS, whereas it is the “Price” factor in the case of the “insurer/broker” RMIS.

## Freedom of choice



**All of the insurers/brokers interviewed are active prescribers of this type of solution.**

However, some of them told us that RMIS could not replace the human expertise provided by their companies in the field, combining know-how and proprietary models, which allow them to estimate the level of prevention in place in a very precise way and to compare their analyses with those of their clients by being a force of proposal. These “tailor-made” analyses, depending on the client’s sector of activity, are, according to them, sometimes difficult to reconcile with the standards necessary for the implementation and use of a RMIS.

## The RMIS: a springboard for the digitalization of the insurance world?



Present in companies for several decades in the banking and industrial sectors to help risk managers optimize their risk management (mapping, control (management and prevention), action plans, etc.), its **implementation** can apparently **still progress**, as well as its more shared use between the insured and its stakeholders.

***The RMIS can provide a technological response (common database), agile and collaborative and digitize the flow of information within the tripartite relationship policyholders / customers, brokers and insurers, promoting dialogue and exchanges.***

Indeed, the availability of integrated and reliable data in near-real time and its analysis via innovative reporting is an asset for policyholders. It allows them to increase their understanding of their risks, to optimize their prevention plans and to define more precisely not only their self-financing capacity, but also their need to transfer to insurance, while offering insurers/brokers the possibility of proposing contracts and services that are better adapted to their customers, based on better exploitation of the data.

In this spirit, RMIS can also foster the ability to better anticipate and respond to market trends for the insurer/broker community by accelerating the adoption of new technologies such as artificial intelligence and predictive analytics, and by providing them with structured, relevant and actionable data.

At a time when insurance companies are looking to accelerate their **transition to digital**, in particular to improve their resilience in a post-health crisis world, or even for some “permacrisis”, and when the risk manager’s job is increasingly based on his ability to select, integrate and exploit different types of data, RMIS appears to be one of the **main catalysts** of this evolution.

Regarding the **renewal process**, one third of the insurers/brokers surveyed think that it could be improved by the use of RMIS, half think that it could be supported by RMIS, the rest think that RMIS could help the renewal process. ¼ of the respondents indicate that the use of RMIS could be a key value element in the renewal process.



## Risk Managers' testimonials

# RMIS, the cherry on the cake

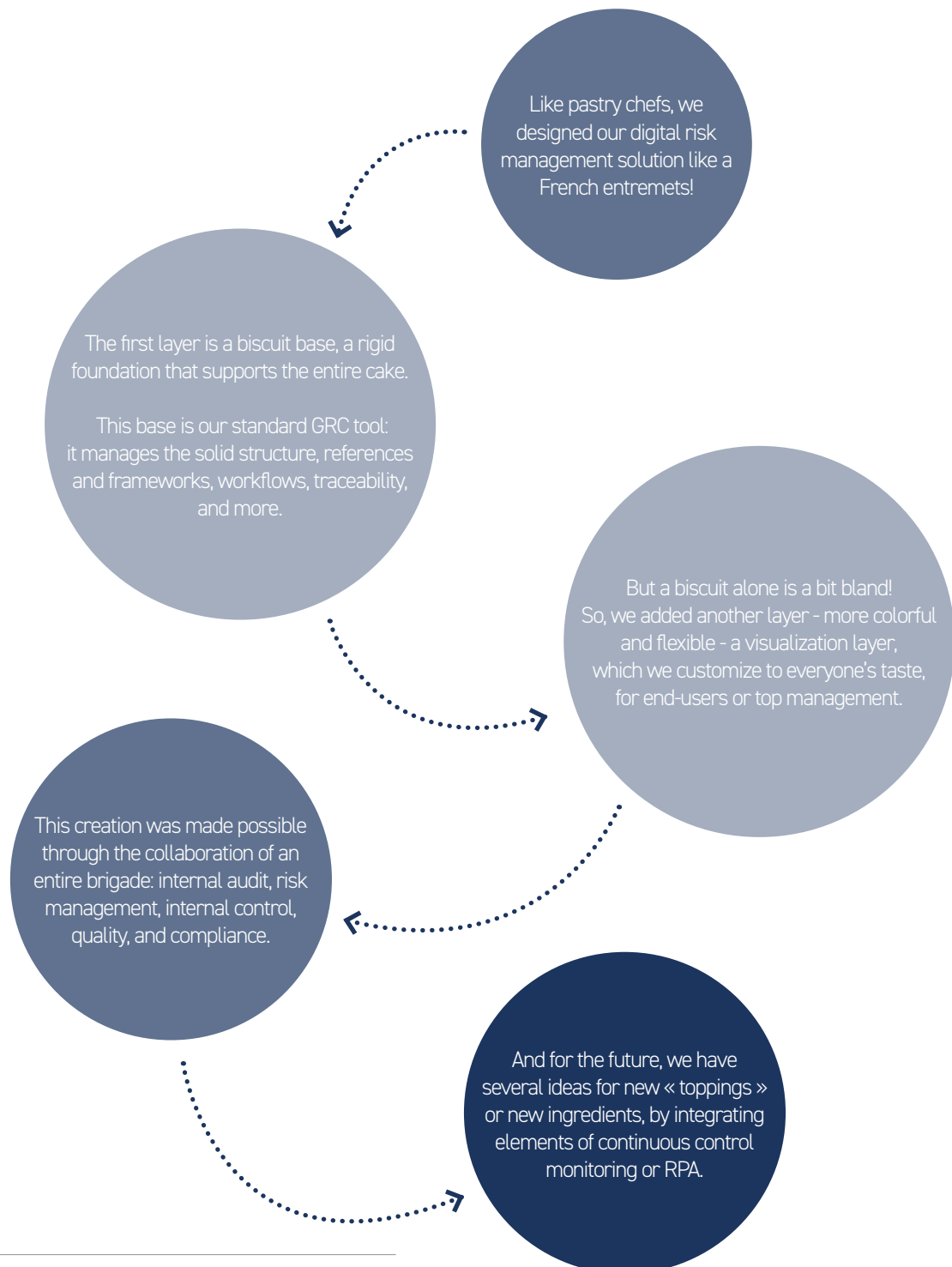


## Thibault BULABOIS

FDJ La Française des Jeux

Audit, Risks, Controls, Quality and Ethics Department

*Risk Transformation Awards*<sup>1</sup> winner on *Digital category*



<sup>1</sup> *Risk Transformation Awards* managed by EY in partnership with AMRAE



## Marie-Elise LORIN

SMACL Assurances

Head of the Risk Management Department

Since 2010, SMACL Assurances has been using an RMIS to update its all-Risk Mapping, to report its incidents, but also to organize its permanent control and update its BCP.

However, this tool did not make it possible to manage crisis situations.

This is the reason why SMACL decided to acquire in 2019 a very secure SaaS tool specially dedicated to Crisis Management.

It is **particularly useful for addressing cyberattack scenarios** that would paralyze access to the network or to Office 365.

This tool is **very functional** since it allows the crisis unit pilot to both set up the crisis unit in a virtual crisis room, monitor logbook and to distribute and monitor actions remotely.


It is very **easily configurable**: alert transmitters can rig a first crisis cell, for example the IT crisis cell, which itself can scale the rigging of other more operational crisis cells.

Many types of **reports** are available and can be sent immediately, either to IS users or to other recipients present in the crisis directory.

The solution embeds a secure system for sending mass text messages, audio calls or emails as well as video conferencing.

The crisis kits of the different teams are directly accessible, as well as all the emergency procedures.

Thanks to a specific module, we train regularly to improve our resilience, in the event of a major crises!



## Laurence VANDEBROECK and Pierre-Luc PASCUAL

ARAG SE – Branch Belgium  
Head of Legal and Compliance / Risk officer

We are a rather small entity with limited resources, however, we must comply with the numerous regulations of the Insurance market.

Our Compliance activity was using various spreadsheets. This was cumbersome to maintain and it was difficult to ensure the completeness and adequacy of the documentation.


We have been seeking GRC (Governance, Risk and Compliance) solutions with the following goals in mind:

- Improving our Governance and Compliance maturity while lowering the effort;
- Monitoring all the key topics in one single application.

In 2020 we have started our GRC journey. The solution was flexible and customizable enough to fit our organization. Its design helps taking a holistic approach to Compliance by linking all items to each business process: Risk Management, incident, complaints, Audit, policies, Data protection, conflict of interest...

As a result, it has become easy to identify and fix gaps in Internal Control or GDPR and to keep them up to date. We have also significantly improved our reporting by creating standard reports and dashboard summarizing key information. We are today able to provide better insurance on the Internal Control and Compliance activities.





## Clément JOHANET

Action Logement Groupe and Action Logement Immobilier  
Head of the Risk Management Department and Group Control

Created in 2017, Action Logement has a socially useful mission: to support employees in their residential and professional mobility by offering services and financial aid, but also to build and finance social and intermediate housing. With a portfolio of more than 1 million housing units and financing €5,832 million in aid and services to facilitate access to housing and therefore to employment, the Action Logement group is made up of more than 18,000 employees working throughout France.

Given the mission, the stakes, and the youth of the group, it seemed essential to us to structure and share the Risk Management activity of more than fifty subsidiaries within the group in a common RMIS.

The project approach for setting up a RMIS, which was undertaken from the outset in **co-construction with our subsidiaries**, was key during the phases of expressing needs, appropriation, testing and effective deployment. These exchanges made it possible to shape a “tailor-made” **RMIS that met the needs** of each entity as well as the expectations of consolidation at the Group level. This approach has been aligned with our policies, common guidelines, and methods as well as with the Group’s Risk Management trajectory (on Audit, Risk Management and Control functions). The **common language** defined upstream of the project was key in the **mutual understanding** of the tool’s functionalities, which then facilitated its adoption by the teams.

---

Translation proposed by Panorama Team



## Ingrid GEENS

AXA Bank Belgium


Operational Risk and Internal Control expert

No longer being part of a large international financial group, we needed to travel our own path in choosing and implementing an integrated Risk tool. Up till that moment, we used the group's methodology and tooling. Luckily our supplier agreed to grant us a head start by providing a pre-configured version of the tool, so that we only needed to finetune to our own specific requirements and take care of Data migrations.

We approached the implementation in 2 phases: our Loss Data Collection was migrated in phase 1 and Risk assessments, Controls & assessments, Action Plans followed in the 2nd phase. Thanks to the collaborative support of the supplier's project lead we succeeded to implement the tool in a very limited time frame: decision October 2020 - fully implemented June 2021.

The biggest benefits from our new Risk tool for the Operational Risk & Internal Control team are the very intelligent workflows to steer actions needed and an automatic mail-notification functionality. Because of this, our business users in all the bank's departments take control over their own Control framework and Risk landscape, resulting in a higher Risk awareness and engagement amongst our 200 users.

The tool allows us to work in an **integrated world where Action Plans, Incidents, Controls and Risks are dependent of each other and give us the best view on the Risk profile of the bank.**



## Jérôme ACKET

Oney

Head of Tools & Data Analysis

The software solution deployed has enabled us to support the scaling up and change management of our Internal Control and Risk Management system.

Thanks to the **flexibility of the configuration** of the solution, we were able to address all the key processes of our activities.

Thus, the incident, Risk Mapping, control and associated reporting modules have been opened across all Oney entities.

This **agility** makes it possible to plan for other developments and to **interact effectively both with our key users and with our Risk Governance**.

One of the great advantages of the solution is the capability of translation into **several languages** (French, English, Spanish, etc.), and therefore to deploy it in all countries.

Finally, the support of the editor, throughout the project as well as during the transition from "build" to "run", facilitated the implementation process. We are thus in line with user needs while addressing new features that we had not thought of beforehand.

**Patrick FIEDLER**

BASF SE, Corporate Insurance  
Senior Vice President

Some years ago, BASF insurance department decided to work with a RMIS tool. A main reason was to use existing data more efficiently. After having introduced the tool we left a system of spreadsheets, single collections of data in different places and thinking in silos. We created more transparency and connectiveness.

With our tool data collection was streamlined. One database as "single source of truth" has been created and a full overview about all insurable risks is given.

We customized the tool according to our requirements in each insurance line and we are managing the quality of our data. Today we are able to create reports, charts and we have customized dashboards to answer lots of questions regarding risks/insurance business. Standardized reports are available at any time, which allows data analysis with real-time data.

Of course, some enhancements remain yet. Opportunities with focus on data sharing with external stakeholders like insurers or brokers need to be seized.

The path forward is also accompanied by data security. Not only with regard to external users but internal users as well.

Worldwide about 100 BASF-colleagues in several units work with RMIS in these days.



## Jean-Michel PARIS

STMicroelectronics  
Head of Corporate Risk

At STMicroelectronics, we design, manufacture and sell semiconductor solutions which are embedded in billions of electronic devices people across the globe interact with every day.

Our formal ERM process is deployed both at Company-level and throughout 20 organisational units. We have been exploiting a RMIS since 2014 with the aim of digitizing and centralizing Enterprise Risk Management (ERM) related information.

At Company-level, we primarily leverage the tool to record our annual Company risk assessment and document related supporting analysis, such as mind map visualization outlining the main risk drivers.

In addition, each unit regularly refreshes its own risk map in the tool. They can access it at anytime create and update mitigation plans and keep track of progress.

The tool also allows Organizations to flag specific risk scenarios to others. This feature is extremely helpful to break down silos and establish joint mitigation plans that can effectively and efficiently address the identified risks while avoiding duplication of efforts.

The tool also supports risk assessments on specific topics such as transformation initiatives or climate-related risks.

Obviously, the tool eases monitoring and reporting activities for the units. With one click, units can produce their own dashboards summarizing priority risks and actions status.

At Corporate level, we can consolidate the units' risk maps by risk category and get insightful statistics and trends, feeding the overall ERM roadmap, and underpinning our reporting to governance bodies and disclosures.

Our RMIS increases the robustness, coherence, transparency and efficiency of our deployed ERM process and truly helps us turn ERM in a strategy enabler.



## Sylvie GUICHAOUA

Groupe LEGENDRE

Legal Director, Risk and Insurance Division

Legal – Compliance and Insurance Department


After creating the Risk & Insurance Management function, the Groupe LEGENDRE set up a GRC platform in 2022. Starting from a blank page, the aim was to meet the first needs identified and to have a solution that could support the group in its current and future diversity.

- The creation of a centralized insurance database;
- The supply/use of the database by all the stakeholders: the DRA, the brokers, the representatives of the various professions of the Groupe LEGENDE;
- Consolidation of data (policies, claims, risks) to enable analysis and arbitration.

The solution chosen concerns all the insurance functionalities (data collection, claims declaration and processing, premium management, contract management) and risk mapping. The first working groups met in September 2022. Two modules are already in production. Two others are to follow shortly. All the modules will be deployed by the beginning of next school year.

The absence of an initial data collection and analysis platform is an advantage (no data migration, no coexistence of two IS, etc.) but it has required a very large investment by the DRA. The latter also concerns the business teams, who must ensure their mobilization during the various phases of the project (expression of need, receipts, training, etc.), a mobilization that can be long. The project's transversality is also a point of vigilance when most of the information systems deployed are business-oriented.

The solution under the SaaS model (VS the so-called "On Premise" solution), the guarantee to have the latest updates and functional innovations, the great autonomy autonomy allowed in the configuration of modules are real progress.



**Martine VERDEAU  
and Hajer Saoudi**

SPIE

Group Insurance Manager / Advisor

In order to strengthen the management of insurance coverage at SPIE, after a call for tenders from the main publishers on the market, we selected a tool that would allow us to:

- The management and inventory of policies taken out, with budgets, guarantees, limits, deductibles, in order to have visibility over the insurance programs of each subsidiary. Policies can be stored directly in the tool in a data room;
- The better monitoring of our claims experience with historical data for up to 20 years. Only the claims of the RC, RCD and Property policies can be managed in the tool but it is not excluded to extend the use of the IRMS to other branches. Each French or foreign user must manage and declare his file to the broker from the IRMS. The tool also allows to record "events";
- The data reliability: a special module has been developed to directly import the claims statistics of our brokers so that the financial elements of the files are updated in the RMIS.
- The creation of reports, as if and triangulations:
  - by branch/policy,
  - by country/business line,
  - by type of claim in order to work on prevention and best practices,
  - to communicate reliable information to General Management,
  - to educate the subsidiaries,
  - challenge insurers in order to better negotiate during renewals.
- A better knowledge of our exposures: the RMIS can be connected to the Group's site and value inventory tool,
- To have an agile document base allowing the sharing of information throughout the Group.

The interface is very fluid and easy to use, allowing the Group to administer and set access parameters. It can be adapted to our IS and those of our brokers, and can continue to evolve.

# Expert advice to select and rollout a RMIS



**Bertrand RUBIO**

Associate Partner  
Enterprise Risk, EY Consulting

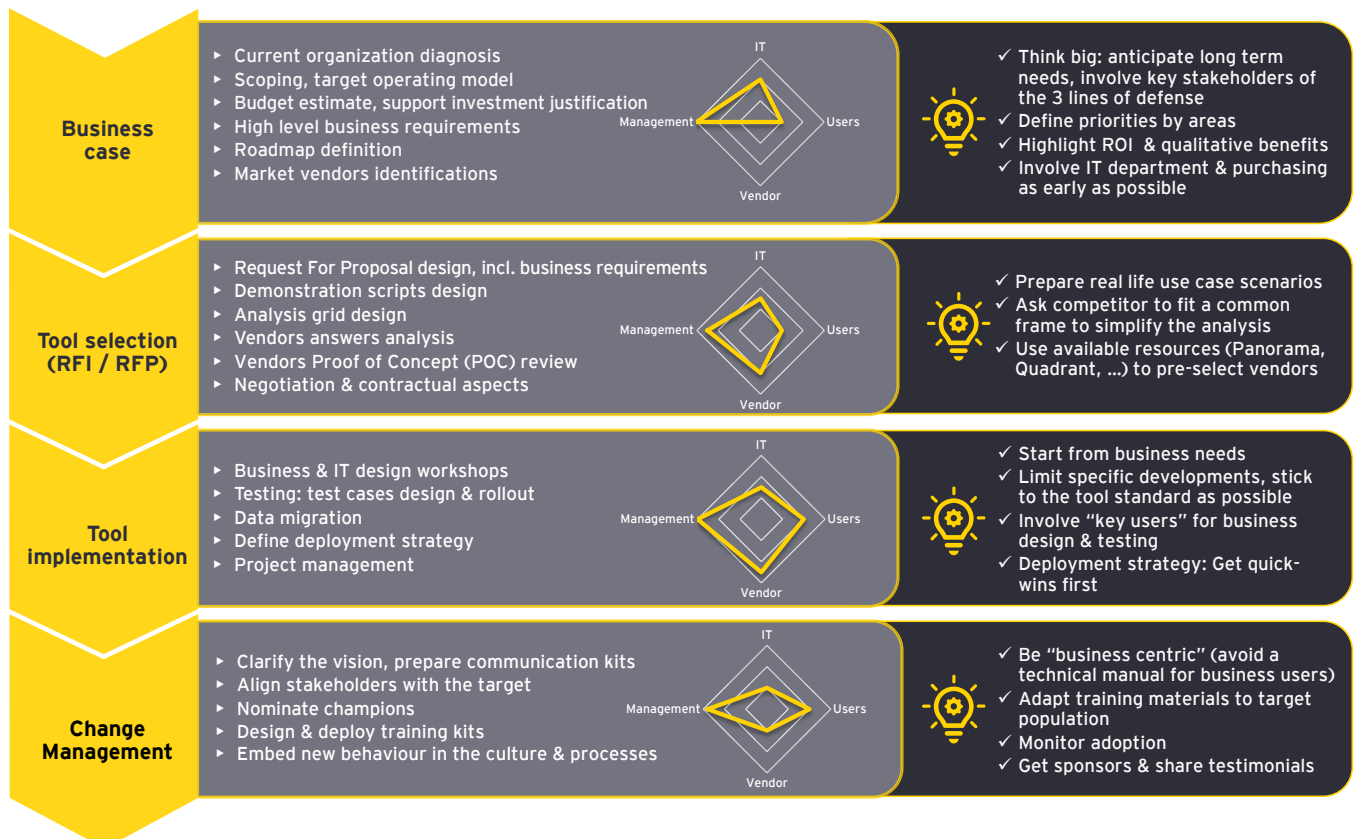
Choosing the right RMIS for your organization can be a long and perilous process.

There are many elements to consider from the requirements gathering phase through the change management program in the organization after the tool is implemented.

In order to help Risk Managers in their RMIS process, we have summarized in the infographic below, for each phase, the main activities to be carried out with the degree of involvement of each stakeholder (IT, Risk Management team, users, software vendors) and practical advices:

## Phases

## Tips





We can identify the following main **key success factors**:

***Think Big...***

- > Identify short-term needs but consider your long-term trajectory. Don't limit yourself to a **silos** approach but consider the opportunity to integrate multiple domains (Risk, Insurance, Audit, process modeling, Analytics, ...). The tool will support you for several years and could be an important vector to reinforce a coherent and shared vision of Risk Management.

***... Start Small***

- > Avoid the "Big Bang" approach, start the deployment of the tool with a limited and controlled functional scope, then extend it year after year. Market RMIS are flexible and allow for progressive extensions.
- > **The sponsor** plays a key role in promoting the initiative and the ambition of the project.
- > **The project team** frequently includes a "group of future users" who, in support of the core team, participate in certain key stages of the selection process (review of the specifications, participation in presentations) and implementation. Make sure that the team is available for the entire period!
- > Provide RMIS candidates with **demonstration scenarios** beforehand in order to frame the sessions. A "Proof of Concept" (POC) can also be organized to test the solutions over several days.
- > **Adapting the RMIS** to your methodology is important, but deviating too much from its standard brings a **risk of instability and obsolescence**.

# Expert advice on CSR Directive: a new perspective for RMIS



**Thierry MOREAU**

Associate Partner  
Enterprise Risk, EY Consulting



**Gisèle DUCROT**

Partner  
Enterprise Risk, EY Consulting

The European Commission is due to publish the delegated act of the European CSR Directive (the CSRD), voted at the end of 2022, which revolutionizes non-financial information and aims to give it the same degree of reliability as financial data. The objective is to publish more coherent and homogeneous non-financial reports, allowing investors and other stakeholders to have access to comparable, reliable, digitized and audited information.

**Who is targeted?** Approximately 50,000 companies in Europe (more than 250 employees and more than 40 M€ in turnover). Non-European companies with a turnover of more than 150 M€ in Europe will have to apply the same rules.

**What obligations?** Communicate information on their impact on the environment, human rights, social standards and work ethics on the basis of common standards. This information will be subject to independent audit and certification.

**When will it be implemented?** The CSRD will be implemented progressively from 2024 onwards, with the first report due in 2025.

**What is the scope of information?** The information to be communicated is structured within a set of 12 general standards that will serve as the basis for the CSRD. These standards include climate, environmental, social and governance standards.

Transversal standards	<b>ESRS 1</b> General principles	<b>ESRS 2</b> General information, strategy, governance and materiality analysis			
Environment	<b>ESRS E1</b> Climate change	<b>ESRS E2</b> Pollution	<b>ESRS E3</b> Water and marine resources	<b>ESRS E4</b> Biodiversity and ecosystems	<b>ESRS E5</b> Use of resources and circular economy
Social	<b>ESRS S1</b> Employees	<b>ESRS S2</b> Workers within the value chain	<b>ESRS S3</b> Impacted communities	<b>ESRS S4</b> Consumers and end-users	
Governance	<b>ESRS G1</b> Business conduct (subject to materiality)				

## What are the impacts on RMIS tools?

For each company, the entry into force of the CSRD in 2024 will be associated with a complete roadmap for reporting tools: definition of roles and responsibilities, operational model, implementation of a reporting/internal control manual, adaptation of the data collection system, choice of reporting tool.)

At the same time, the role and functionality of the RMIS tools will also change and become stronger as a result of the following factors

- > **Complex and numerous data to collect:** the draft standards include more than 1,000 data points spread over a very broad set of themes;
- > **A risk assessment methodology to be renewed** by integrating dual materiality analyses. Risks must be evaluated and prioritized by taking into account:
  - The impact of the company on the environment (inside-out): actual or potential impact on people or the environment in the short, medium or long term
  - The impact of the environment on the company (outside-in): actual or potential impact on the creation of economic value in the short, medium or long term;
- > **Substantial expansion of the scope of internal control:** one of the goals of internal control, highlighted in the recently published COSO report - Achieving Internal Control over Sustainability Reporting - is to integrate ESG issues into management processes and ensure the reliability of the KPIs that will be defined to ensure compliance with the ESRS.

These 3 factors will lead to an evolution in the offerings of RMIS tool vendors:

- > More content (KPIs and internal control objectives aligned with ESRS)
- > More sophisticated risk assessment module to integrate dual materiality analysis
- > Integration/interface with reporting tools to facilitate the execution of reliability tests and their traceability.

# Detailed datasheets by vendor

The responses provided by each vendor are summarized on a datasheet presented as follows:

Vendor contact information

Contact person within the vendor

RMIS PANORAMA 2023

Vendor logo

Staffing, scope of intervention

Kind and dominant(s) of the solution

Strengths (according to the vendor)

Number of implementation projects

Average number of users per solution

Stated coverage of functional modules

AMRAE

**RMIS VENDOR**  
 Liberty Island  
 New York, NY 1004, United States  
 www.rm-is-vendor.com

**Jon SNOW**  
 CISO  
 +33 (0)1 83 83 83 83  
 jonsnow@thewall.com

**VENDOR ID CARD**  
 Creation date ..... 01/01/2010  
 Global workforce ..... 25  
 RMIS workforce ..... 19  
 RMIS implementation workforce ..... 10  
 RMIS R&D workforce ..... 10

**Particularities and differentiating factors**  
 A RMIS vendor specialized in certain Risk categories (professional Risk assessment).

**Area(s) of presence:**  
 > Africa  
 > America  
 > Asia  
 > Europe  
 > Oceania

**VENDOR'S AVAILABLE SOLUTION(S)**  
 Solution(s) ..... RMIS  
 Main focus ..... Audit  
 Strengths according to the vendor ..... Complete and modular professional Risk Management software.  
 Solution architecture ..... A single application with several modules

Number of RMIS clients	In Europe	In Africa	In Asia	In North America	In South America	In Oceania
Total	107	3	4	2	0	1
In the last 12 months	13	0	0	1	0	0

Sectors of implemented projects ..... Banking (5%), Insurance (15%), Industry and services (50%), Public Sector (30%)  
 Average number of users per solution ..... From 101 to 200  
 RMIS average implementation duration ..... 1 months

**Functional modules coverage\***

**Technical axes coverage\***

Update date and new entrant indicator

Particularities, differentiating factors

Presence: Commercial or implementation services

Sectors of the implemented projects

RMIS average implementation duration for the following scenario\*\*

Stated coverage of technical axes

Disclaimer

When the vendor did not answer some questions needed to fill in specific entries of its form, or when answers were not usable, corresponding entries have been leaved as blank box.

\* Indicates that not all descriptive answers given by vendor were translated and will remain in the language the vendor typed them into the survey

\*\* - Customer: Industry sector

- Turnover: 2 billion €

- Modules: "Risk Mapping" and "Action Plan management"

- Average maturity of the customer in Risk Management

- 150 users

60

Please use arrows to easily navigate

## 1-ONE



**1-One**  
2 rue Desfourniel  
33000, Bordeaux  
France  
www.1-one.fr

**Yann LUCAS**

CEO  
+33 (0) 1 83 62 37 70 / +33 (0) 6 60 97 60 13  
y.lucas@1-one.fr

## VENDOR ID CARD

Creation date ..... 10/01/2006  
Global workforce ..... 30  
RMIS workforce ..... 3  
RMIS implementation workforce ..... 8  
RMIS R&D workforce ..... 3

## Particularities and differentiating factors

1-One, neuros distribution, French editor of a software of prevention of the professional risks and health safety at work for more than 10 years, the collaborative software 1-One is intended for the companies of all the sectors of activity, Services, Industries, Trade, Distribution and also with the Territorial Communities, Hospital Centers, Services of the State. The 1-One software is available in Saas mode and in On premise mode.

## Area(s) of presence:

- > Africa (East)
- > Europe (West)



## VENDOR'S AVAILABLE SOLUTION(S)

Solution(s) ..... "1-One logiciel Modules: Single document; Chemical risks; C2P risks; Occupational health; Occupational accidents and diseases; Occupational medicine; Coactivity "

Main focus ..... Risk Management

Strengths according to the vendor ..... The 1-One team make available its skills at the service of its customers in order to offer them software that adapts to a variety of users and that provides a wide functional spectrum as well as great technical depth for specialists in risk prevention while by being fluid and accessible in its use

Solution architecture ..... A single application with several modules

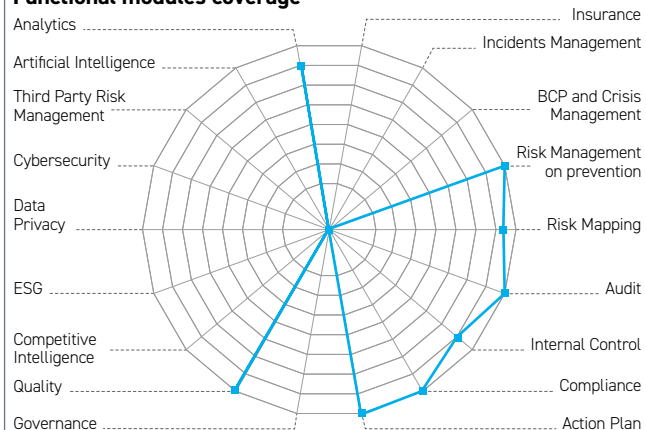
Number of RMIS clients	In Europe	In Africa	In Asia	In North America	In South America	In Oceania
Total	50	0	0	0	0	0
In the last 12 months	-	-	-	-	-	-

Sectors of implemented projects ..... Banking (20%), Insurance (20%), Industry and Services (20%), Public Sector (30%), Others (10%)

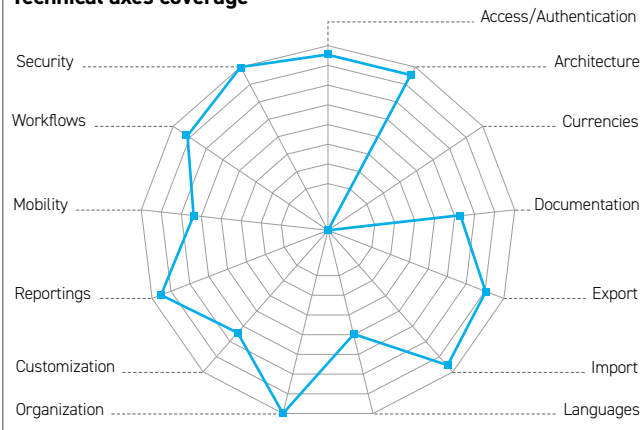
Average number of users per solution ..... From 101 to 200

RMIS average implementation duration ..... 6 months

## Functional modules coverage\*



## Technical axes coverage\*



(\*) The results calculated on these charts are based on vendors' self-assessment

## ALL4TEC



**ALL4TEC**  
 Parc Technopolis  
 53810, CHANGÉ  
 France  
[www.all4tec.net](http://www.all4tec.net)

**Laurent COSSON**

CEO  
 +33 (0) 2 43 49 14 14 / +33 (0) 6 73 41 04 55  
[laurent.cosson@all4tec.net](mailto:laurent.cosson@all4tec.net)

## VENDOR ID CARD

Creation date ..... 18/01/1998  
 Global workforce ..... 23  
 RMIS workforce ..... 15  
 RMIS implementation workforce .....  
 RMIS R&D workforce ..... 15

## Particularities and differentiating factors

ALL4TEC distributes a Cyber risk analysis and management platform. We equip the EBIOS RM and ISO27005 methods to perform risk analysis. Our solution AGILE RISK MANAGER was the first solution labelled EBIOS RM by the ANSSI in 2019. We have deployed more than 500 licenses of this product to more than 150 customers.

## Area(s) of presence:

- > Africa
- > America
- > Asia
- > Europe
- > Oceania



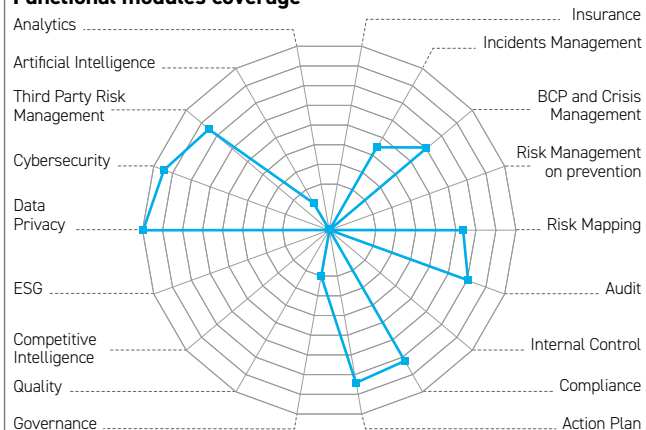
## VENDOR'S AVAILABLE SOLUTION(S)

Solution(s) ..... AGILE RISK MANAGER: EBIOS RM or ISO27002 cyber risk analysis AGILE RISK BOARD: Cyber risk management to produce clear cyber KPIs that can be shared by the Executive Committee.  
 Main focus ..... Risk Management  
 Strengths according to the vendor ..... Collaborative tool and simple ergonomics to perform EBIOS RM or ISO27005 analysis ANSSI EBIOS RM label since 2019 Large installed base Steering tool that allows to aggregate all types of risk analysis and to produce clear and coherent cyber KPIs  
 Solution architecture ..... Several distinct applications, but with interfaces

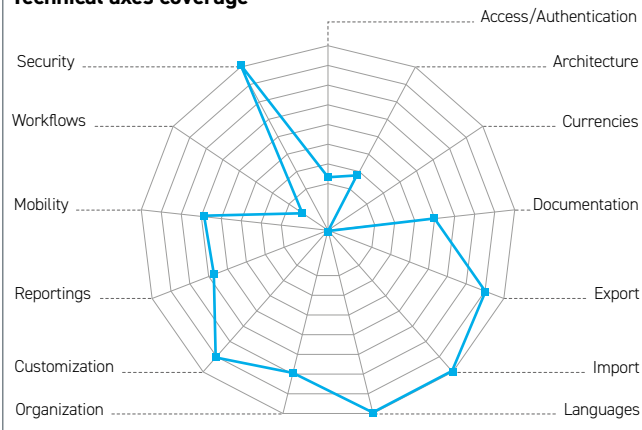
Number of RMIS clients	In Europe	In Africa	In Asia	In North America	In South America	In Oceania
Total	145	2	4	4	1	1
In the last 12 months	40	2	2	5	1	0

Sectors of implemented projects ..... Banking (10%), Insurance (10%), Industry and Services (50%), Public Sector (30%)  
 Average number of users per solution ..... From 6 to 50  
 RMIS average implementation duration ..... 10 months

## Functional modules coverage\*



## Technical axes coverage\*



(\*) The results calculated on these charts are based on vendors' self-assessment

# ACUREEDGE - GROUPE DEVOTEAM (RVR PARAD)

**ACUREEDGE**  
by Devoteam

## Acuredge - Groupe DEVOTEAM (RVR PARAD)

73 rue Anatole France  
92300, Levallois Perret  
France  
acuredge.devoteam.com

## Agnes POYARD BITRAN

Head of Sales & Marketing  
+33 (0) 6 59 91 35 10 / +33 (0) 6 59 91 35 10  
agnes.poyard@devoteam.com

### VENDOR ID CARD

Creation date ..... 11/06/2002  
Global workforce .....8500  
RMIS workforce ..... 60  
RMIS implementation workforce ..... 30  
RMIS R&D workforce ..... 20

### Particularities and differentiating factors

Acuredge by Devoteam is an integrated and modular platform for risk management, internal control and compliance, audit, ESG report and business continuity. The solution is used by leading companies across all industries and sectors. It is easy to use, highly flexible and secured, and provide a wide range of analysis and report capabilities. The solution is available on-Premises or on SaaS.

### Area(s) of presence:

- > Africa
- > Europe



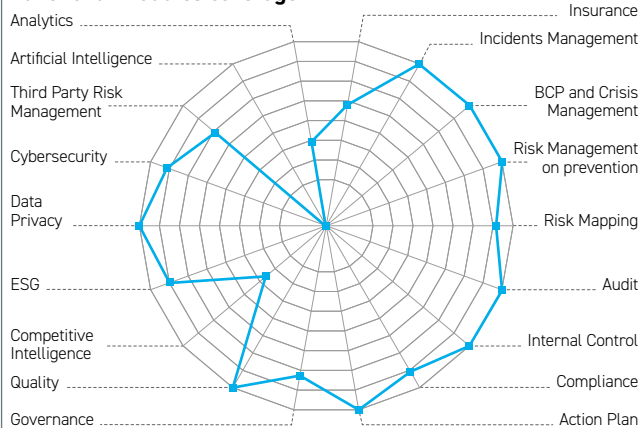
### VENDOR'S AVAILABLE SOLUTION(S)

Solution(s) ..... Acuredge by Devoteam (ex-RVR Parad)  
Main focus ..... Risk Management  
Strengths according to the vendor ..... Solution easy-to-use and intuitive, providing advanced features on each module. Flexible and configurable, integrated, offering multiple dashboards and reports, and a BI module. Solution open through web services APIs, and secured with audit trail. Available on Premises or in SaaS.  
Solution architecture ..... A single application with several modules

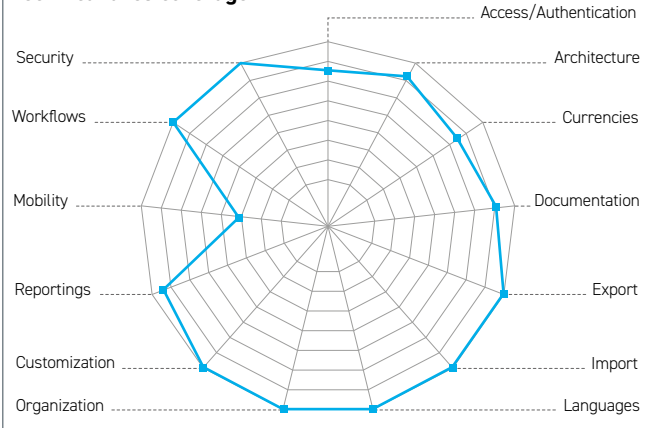
Number of RMIS clients	In Europe	In Africa	In Asia	In North America	In South America	In Oceania
Total	100	20	0	0	0	0
In the last 12 months	15	5	0	0	0	0

Sectors of implemented projects ..... Banking (10%), Insurance (30%), Industry and Services (50%), Public Sector (10%)  
Average number of users per solution ..... From 201 to 500  
RMIS average implementation duration ..... 3 to 4 months

### Functional modules coverage\*



### Technical axes coverage\*



(\*) The results calculated on these charts are based on vendors' self-assessment



# AMETHYSTE



## AMETHYSTE

1 Chemin des Frémonts  
14360, Trouville Sur Mer  
France  
www.amethyste.fr

## Agnès GAILLARD

Chairman  
+33 (0) 1 40 82 91 59 / +33 (0) 6 07 79 79 89  
agnes.gaillard@amethyste.fr

### VENDOR ID CARD

Creation date ..... 03/08/1990  
Global workforce ..... 11  
RMIS workforce ..... 11  
RMIS implementation workforce ..... 4  
RMIS R&D workforce ..... 8

### Particularities and differentiating factors

Amethyste offers a platform to identify operational threats (equipment, cyber, resources...) compromising the strategic objectives achievement with a 360° view of risk exposure. The solution allows the measurement of the weight of threats, the allocation of inspection/maintenance resources according to the level of risk and the improvement of production performance.

### Area(s) of presence:

- > Africa (North, West, East, Central)
- > America (South, Central)
- > Asia (South West, Central, South, South East)
- > Europe
- > Oceania



### VENDOR'S AVAILABLE SOLUTION(S)

Solution(s) ..... A single platform declined in 3 different brands: orKsoft® dedicated to fossile energies  
Vermarine® dedicated to renewable energies and marine offshore infrastructure CyberQuartz®  
dedicated to Cyber risk management  
Main focus ..... Risk Management  
Strengths according to the vendor ..... Holistic approach of the risk considering an industrial plant as a set of interconnected physical  
and immaterial assets. Connection to IoTs allowing consolidation of probabilistic approaches  
with real-time process conditions. Easy to deploy, on-prem or in-the-Cloud, short learning curve,  
multilingual and multi-unit of measurement, secured access and data protection policies.  
Solution architecture ..... A single application with several modules

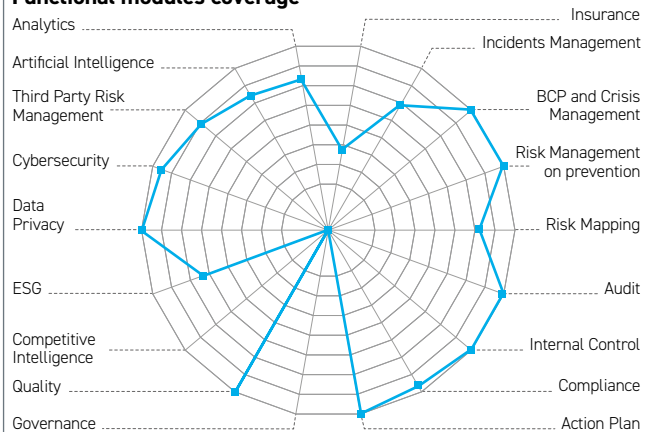
Number of RMIS clients	In Europe	In Africa	In Asia	In North America	In South America	In Oceania
Total	18	9	15	0	3	1
In the last 12 months	2	3	2	0	1	0

Sectors of implemented projects ..... Industry and Services (100%)

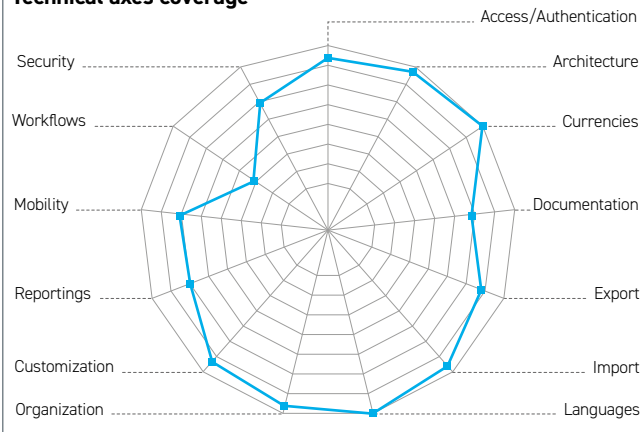
Average number of users per solution ..... From 6 to 50

RMIS average implementation duration ..... 6 months

### Functional modules coverage\*



### Technical axes coverage\*



(\*) The results calculated on these charts are based on vendors' self-assessment



# ARCHER TECHNOLOGIES LLLC


**Archer Technologies LLLC**

Immeuble River Ouest  
95870, Bezons  
France  
www.archerIRM.com

**Deniz GULOREN**

Account Executive  
+1 (913) 851 9137 / +33 (0) 6 45 80 85 30  
deniz.guloren@archerirm.com

**VENDOR ID CARD**

Creation date ..... 01/01/1982  
Global workforce ..... 1000  
RMIS workforce ..... 1000  
RMIS implementation workforce .....  
RMIS R&D workforce .....

**Particularities and differentiating factors**

Archer is a leading provider of integrated risk management (IRM) solutions that enable customers to improve strategic decision-making and operational resilience with a modern technology platform that supports qualitative and quantitative analysis driven by both business and IT impacts. As true pioneers in GRC software, Archer remains solely dedicated to helping customers manage risk and compliance domains, from traditional operational risk to emerging issues such as ESG.

**Area(s) of presence:**

- > Africa (North)
- > America
- > Asia (North, South West)
- > Europe
- > Oceania


**VENDOR'S AVAILABLE SOLUTION(S)**

Solution(s) ..... "Archer® modules : Archer® Operational Risk Management ;Archer® Third Party Governance; Archer® IT & Security Risk; Archer® Operational Resiliency; Archer® Corporate Compliance; Archer® Insight; Archer® Audit Management; Archer® ESG Management; Archer® Engage"

Main focus ..... Risk Management

Strengths according to the vendor ..... Archer's Integrated Risk Management platform is unique. It offers advanced management capabilities governance, risk and compliance through its collaborative, flexible and unified platform. The ease of configuration by business users, the consolidation of data and the reporting are very often highlighted as differentiating points.

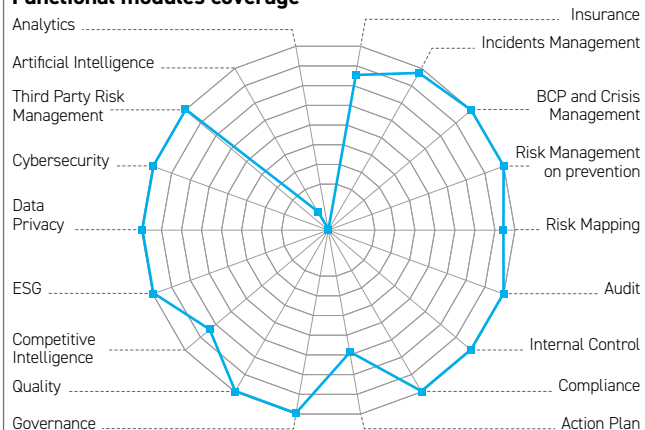
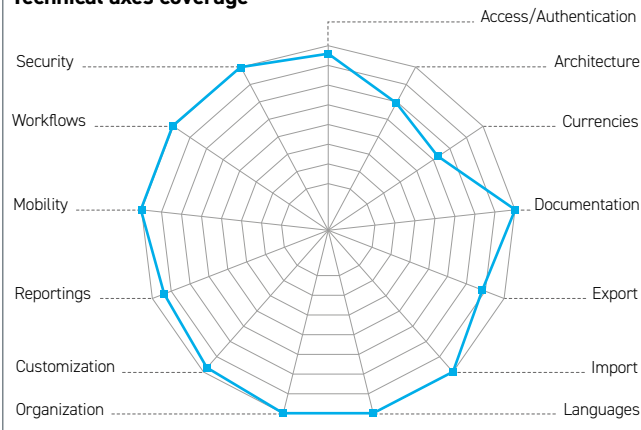
Solution architecture ..... A single application with several modules

Number of RMIS clients	In Europe	In Africa	In Asia	In North America	In South America	In Oceania
Total	400	20	200	850	120	160
In the last 12 months	20	5	5	50	5	10

Sectors of implemented projects ..... Banking (60%), Insurance (5%), Industry and Services (20%), Public Sector (10%), Others (5%)

Average number of users per solution ..... From 201 to 500

RMIS average implementation duration ..... N/A

**Functional modules coverage\***

**Technical axes coverage\***


(\*) The results calculated on these charts are based on vendors' self-assessment

## ARENGI



**Arengi**  
15 rue la fayette  
75009, Paris  
France  
www.arengi.fr

**Jean-Victor LACAVÉ**  
Operations Manager  
+33 (0) 1 80 05 28 28 / +33 (0) 7 60 68 08 06  
jean.victor.lacave@arengi.fr

## VENDOR ID CARD

Creation date ..... 01/01/2010  
Global workforce ..... 25  
RMIS workforce ..... 19  
RMIS implementation workforce ..... 10  
RMIS R&D workforce ..... 10

## Particularities and differentiating factors

The ArengiBox RMIS/GRC solution was created by Arengi, the first French consulting firm dedicated to governance and global risk management (ERM). Arengi supports private and public organisations in the implementation of their Risk, Audit, Compliance and Insurance systems.

## Area(s) of presence:

- > Africa
- > America (North)
- > Europe



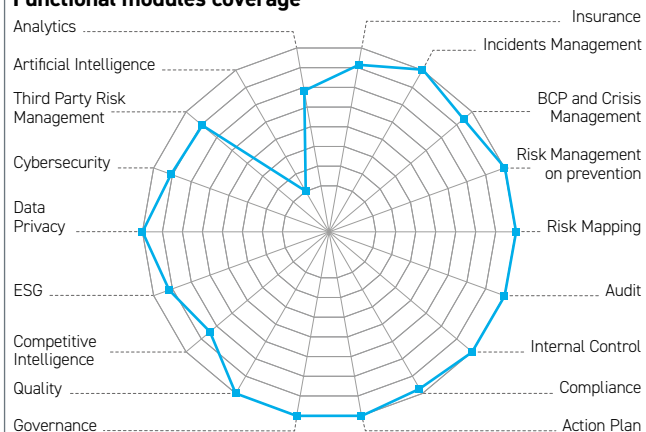
## VENDOR'S AVAILABLE SOLUTION(S)

Solution(s) ..... ArengiBox  
Main focus ..... Risk Management  
Strengths according to the vendor ..... A RMIS/GRC solution designed by risk management experts, providing business answers and designed as a support tool for the various players (ERM, Insurance, Audit & CI, etc.), in terms of structuring and facilitating the collection and analysis of data.  
Solution architecture ..... A single application with several modules

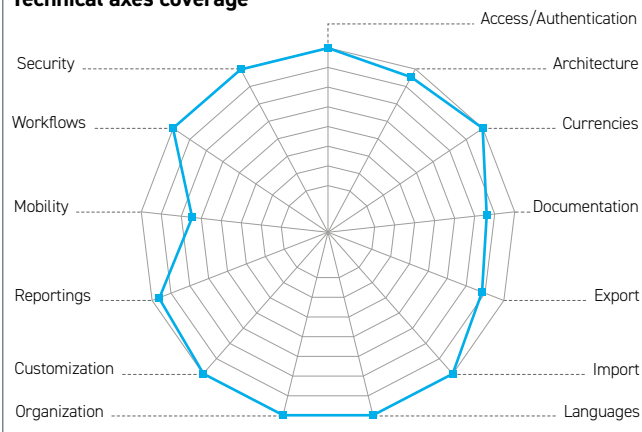
Number of RMIS clients	In Europe	In Africa	In Asia	In North America	In South America	In Oceania
Total	126	3	4	4	0	1
In the last 12 months	10	0	0	1	0	0

Sectors of implemented projects ..... Banking (10%), Insurance (10%), Industry and Services (50%), Public Sector (25%), Others (5%)  
Average number of users per solution ..... From 201 to 500  
RMIS average implementation duration ..... 1 month

## Functional modules coverage\*



## Technical axes coverage\*



(\*) The results calculated on these charts are based on vendors' self-assessment

# AUDITBOARD, INC.



**AuditBoard, Inc.**  
12900 Park Plaza Dr., Suite 200  
90703, Cerritos  
United States  
www.auditboard.com

**Al MAWJI**  
Audit Management Software  
+1 (877) 769 5444  
amawji@auditboard.com

## VENDOR ID CARD

Creation date ..... 07/07/2014  
Global workforce .....  
RMIS workforce .....  
RMIS implementation workforce .....  
RMIS R&D workforce .....

### Particularities and differentiating factors

One of the main differences between AuditBoard and its peers is that our founders were former audit managers, risk and compliance professionals. As a result, we offer solutions specifically designed to work the way your teams think. We've been in your shoes, designing our products around your specific problems.

### Area(s) of presence:

- > America (North)
- > Europe (West)



## VENDOR'S AVAILABLE SOLUTION(S)

**Solution(s)** ..... AuditBoard is software as a service provider offering leading-edge solutions to manage and streamline audit, risk, compliance, information/cyber security, and sustainability workflows. Our platform is comprised of the following module: • RiskOversight: This module helps Identify, prioritize, and plan for risk with our flexible, user-friendly ERM platform.

**Main focus** ..... Audit Management Software

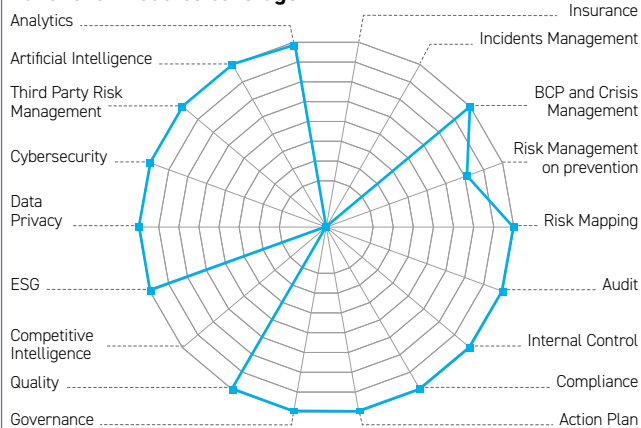
**Strengths according to the vendor** ..... Our support team members are experienced risk professionals. AuditBoard offers a full suite of easy-to-use governance, risk, and compliance (GRC) solutions. Some of the differentiating factors between the AuditBoard platform and other solutions include, full integration with the Microsoft Office suite/ Adobe PDF, flexible dashboards/reports, configurable fields/data points, and the overall interface.

**Solution architecture** ..... A single application with several modules

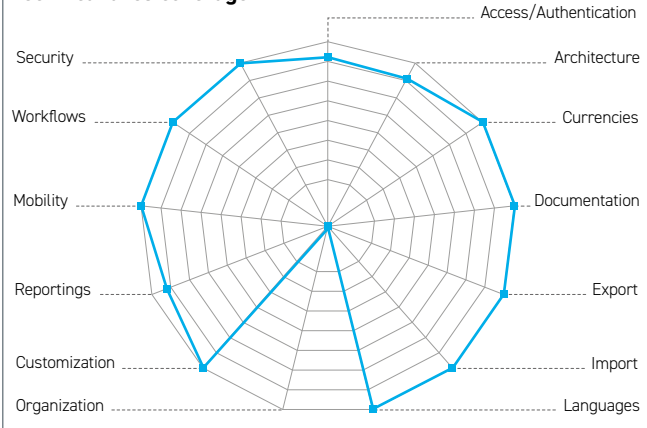
Number of RMIS clients	In Europe	In Africa	In Asia	In North America	In South America	In Oceania
Total	-	-	-	-	-	-
In the last 12 months	-	-	-	-	-	-

Sectors of implemented projects ..... N/A  
Average number of users per solution ..... More than 1000  
RMIS average implementation duration ..... 10 weeks

### Functional modules coverage\*



### Technical axes coverage\*



(\*) The results calculated on these charts are based on vendors' self-assessment

# CALPANA BUSINESS CONSULTING DEUTSCHLAND GMBH

**calpana**  
business consulting

**CALPANA business consulting  
Deutschland GmbH**

Paul-Dessau-Str. 1 - 22761, Hamburg  
Deutschland  
www.crisam.net

**Andreas SCHMITZ**

Managing Director

+49 4 0 35 89 29 22 / +49 17 26 12 48 24  
andreas.schmitz@calpana.com

## VENDOR ID CARD

Creation date ..... 01/06/2005  
Global workforce ..... 6325  
RMIS workforce ..... 67  
RMIS implementation workforce ..... 21  
RMIS R&D workforce ..... 15

### Particularities and differentiating factors

CRISAM is a standard GRC software that is characterized by its flexible configuration options and can be adapted to a wide variety of company structures and processes with little effort. All necessary contents, such as evaluation and reporting options, e.g. for compliance, ISMS, internal controls and many more, are included.

### Area(s) of presence:

- > Africa (North, East)
- > America
- > Asia (South, South East, East)
- > Europe
- > Oceania



## VENDOR'S AVAILABLE SOLUTION(S)

Solution(s) ..... CRISAM GRC platform CRISAM Enterprise Risk Management CRISAM Information Security Management CRISAM Internal Controls CRISAM Compliance CRISAM Data Protection  
Main focus ..... Risk Management  
Strengths according to the vendor ..... The GRC platform CRISAM.AI is used by over 500 companies for corporate management. CRISAM is an intuitive platform that provides appropriate support for all stakeholders in the risk management process in a guided workflow. It can also be linked to corporate planning so that risk management becomes a value driver through improved planning reliability.  
Solution architecture ..... A single application with several modules

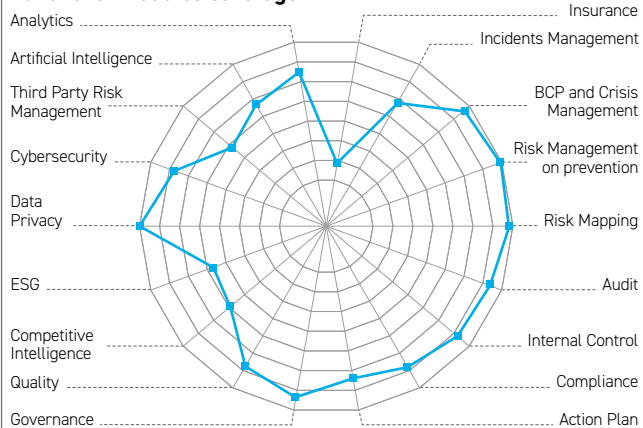
Number of RMIS clients	In Europe	In Africa	In Asia	In North America	In South America	In Oceania
Total	530	10	15	20	10	5
In the last 12 months	95	3	3	5	5	2

Sectors of implemented projects ..... Banking (10%), Insurance (10%), Industry and Services (35%), Public Sector (25%), Others (20%)

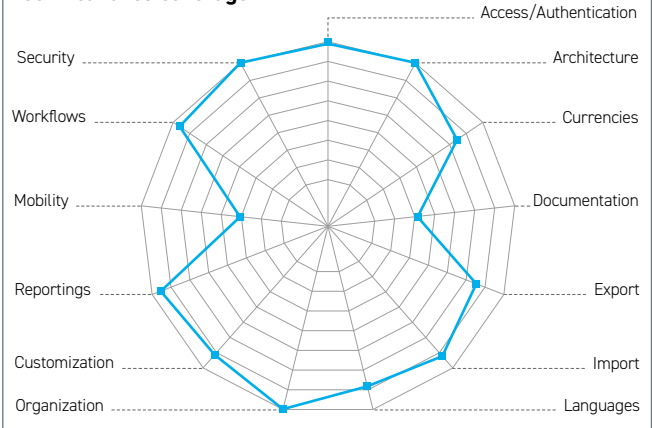
Average number of users per solution ..... From 501 to 1000

RMIS average implementation duration ..... 1.5 month to 5 months

### Functional modules coverage\*



### Technical axes coverage\*



(\*) The results calculated on these charts are based on vendors' self-assessment

# CERRIX



## CERRIX

Koninginnegracht 29  
2514 AB, The Hague  
Netherlands  
www.cerrix.com

## Paul BRUGGEMAN

CEO  
+31 7 03 63 77 33 / +31 6 53 20 70 04  
paul.bruggeman@cerrix.com

### VENDOR ID CARD

Creation date ..... 01/01/2015  
Global workforce ..... 25  
RMIS workforce ..... 25  
RMIS implementation workforce .....  
RMIS R&D workforce .....

### Particularities and differentiating factors

CERRIX offers an integrated GRC solution with comprehensive functionality covering all types of risks for 3 lines of defense. This functionality includes risk assessment, control management, process management, compliance, third-party risk management, incidents, data privacy management and internal audit. The central risk/audit universe reflects the business dimension of the organization.

### Area(s) of presence:

- > America (Central)
- > Europe



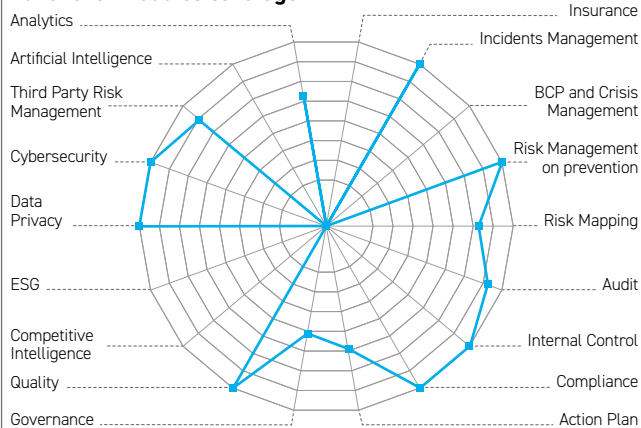
### VENDOR'S AVAILABLE SOLUTION(S)

Solution(s) ..... CERRIX GRC  
Main focus ..... Risk, Internal Control & Audit  
Strengths according to the vendor ..... Quick implementation, easy maintenance, full coverage GRC functionality for 3 lines, interconnection with API's.  
Solution architecture ..... A single application with several modules

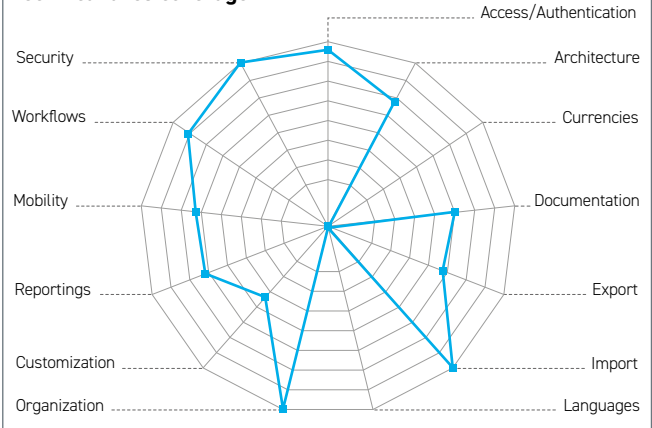
Number of RMIS clients	In Europe	In Africa	In Asia	In North America	In South America	In Oceania
Total	80	0	0	0	20	0
In the last 12 months	33	0	0	0	6	0

Sectors of implemented projects ..... Banking (40%), Insurance (40%), Industry and Services (20%)  
Average number of users per solution ..... From 201 to 500  
RMIS average implementation duration ..... 6 months

### Functional modules coverage\*



### Technical axes coverage\*



(\*) The results calculated on these charts are based on vendors' self-assessment

# CHALLENGE OPTIMUM SA



## Challenge Optimum SA

15 Rue de Lausanne  
1201, GENÈVE  
Switzerland  
www.click-n-manage.com

## David BALME

CEO  
+41 2 27 38 13 11 / +41 7 88 92 68 13  
david.balme@optimum.ch

### VENDOR ID CARD

Creation date ..... 16/01/1994  
Global workforce ..... 7  
RMIS workforce ..... 3  
RMIS implementation workforce ..... 2  
RMIS R&D workforce ..... 3

### Particularities and differentiating factors

Challenge Optimum S.A. helps describe, secure and optimize business operations, across all business domains, worldwide. Click-N-Manage is the ultimate platform to graphically, dynamically and hierarchically manage your ISO systems through a cloud and role-based access system to describe and secure all aspects of your business.

### Area(s) of presence:

- > Africa (West, East)
- > Asia (South West)
- > Europe (West, Central)



### VENDOR'S AVAILABLE SOLUTION(S)

Solution(s) ..... Click-N-Manage  
Main focus ..... Risk Management  
Strengths according to the vendor ..... Cloud based, role based access, Integrated ISO management Platform, complete description of the corporate activities and resources.  
Solution architecture ..... A single application with several modules

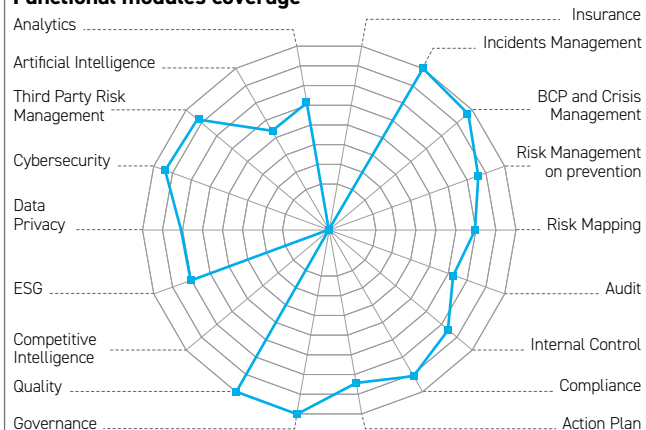
Number of RMIS clients	In Europe	In Africa	In Asia	In North America	In South America	In Oceania
Total	50	2	2	0	0	0
In the last 12 months	3	1	0	0	0	0

Sectors of implemented projects ..... Banking (2%), Insurance (2%), Industry and Services (70%), Public Sector (20%), Others (6%)

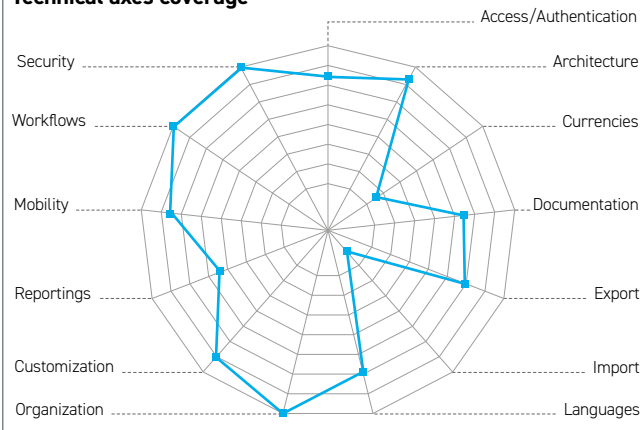
Average number of users per solution ..... From 51 to 100

RMIS average implementation duration ..... 6 to 12 months

### Functional modules coverage\*



### Technical axes coverage\*



(\*) The results calculated on these charts are based on vendors' self-assessment



# CISS LTD



**CISS Ltd**  
Hollenweg 19  
4105, Biel-Benken  
Switzerland  
www.360inControl.com

**Andreas VON GREBMER**  
CISO  
+41 4 45 85 12 25 / +41 7 88 81 70 04  
avg@ciiss.ch

## VENDOR ID CARD

Creation date ..... 29/11/2016  
Global workforce ..... 10  
RMIS workforce ..... 10  
RMIS implementation workforce ..... 5  
RMIS R&D workforce ..... 5

### Particularities and differentiating factors

First Choice in Business Excellence. We believe, with 360inControl® every company can set-up its integrated ecosystem for Governance, Risk and Compliance (GRC), Information Security and Data Protection with justifiable resources and in a short time.

### Area(s) of presence:

- > Africa
- > America
- > Asia
- > Europe
- > Oceania



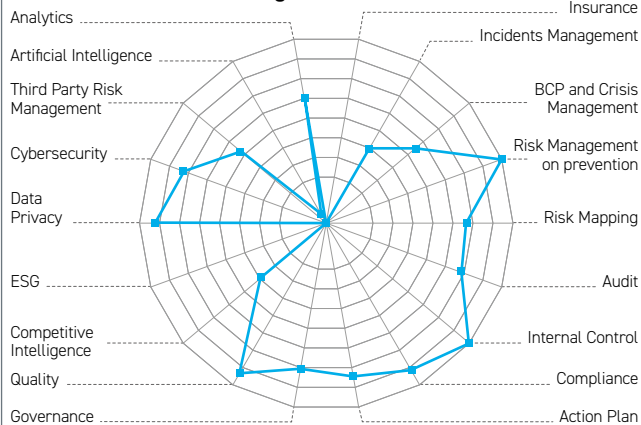
## VENDOR'S AVAILABLE SOLUTION(S)

Solution(s) ..... 360inControl®  
Main focus ..... Internal Control - Compliance  
Strengths according to the vendor ..... Reduces effort to implement and ensure compliance! Get started within no time on any compliance topic. Flexible in the extension of new regulatory or company-specific requirements. Value and risk driven. Supports enterprise-wide collaboration - eliminates silos! Seamless integration of third-parties in the Company's compliance processes. Comprehensive analysis and reporting.  
Solution architecture ..... A single application with several modules

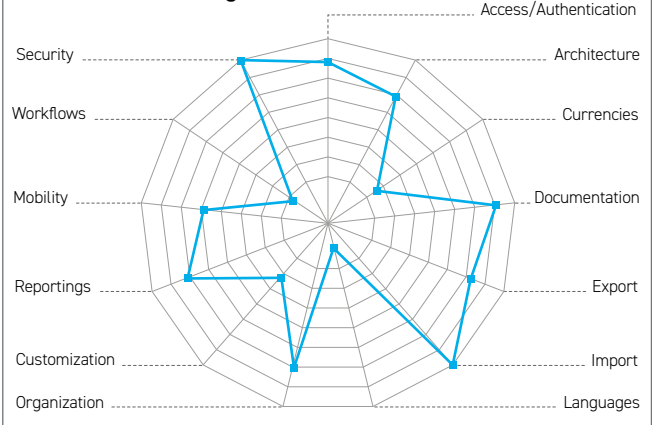
Number of RMIS clients	In Europe	In Africa	In Asia	In North America	In South America	In Oceania
Total	45	2	3	1	0	0
In the last 12 months	4	1	1	0	0	0

Sectors of implemented projects ..... Industry and Services (90%), Others (10%)  
Average number of users per solution ..... From 101 to 200  
RMIS average implementation duration ..... 2 months

### Functional modules coverage\*



### Technical axes coverage\*



(\*) The results calculated on these charts are based on vendors' self-assessment

## DELTA RM

**DELTA RM**

4 Bis rue Saint Sauveur  
75002, Paris  
France  
www.deltarm.com

**Pierre SOREL**

RMIS Business engineer  
+33 (0) 1 40 41 94 25 / +33 (0) 6 86 66 94 01  
pierre.sorel@deltarm.com

**VENDOR ID CARD**

Creation date ..... 06/05/2013  
Global workforce ..... 15  
RMIS workforce ..... 15  
RMIS implementation workforce ..... 4  
RMIS R&D workforce ..... 5

**Particularities and differentiating factors**

Our purpose: provide company a new integrated approach to risk management.  
DELTA RM is a French SaaS software editor entirely dedicated to enterprise risk management. We enable any company, of any size, in any sector of activity, to access simple, efficient, and sustainable tools to better manage their risks.

**Area(s) of presence:**

- > Africa (West)
- > America (North)
- > Europe

**VENDOR'S AVAILABLE SOLUTION(S)**

Solution(s) ..... DELTA RM

Main focus ..... The integrated approach to risk management

Strengths according to the vendor ..... Our global vision of risk management, our team's active listening and flexibility for an adaptable tool. Human support and change management for 100% success of GRC projects. Simple and effective functionalities for each business line (audit, internal control, insurance, risk mapping) developed from operational experience.

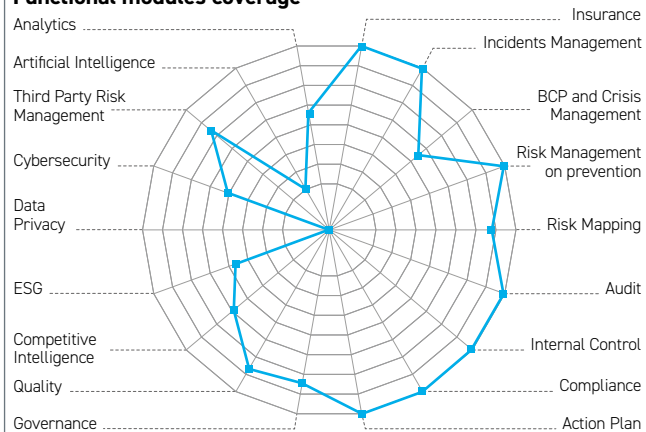
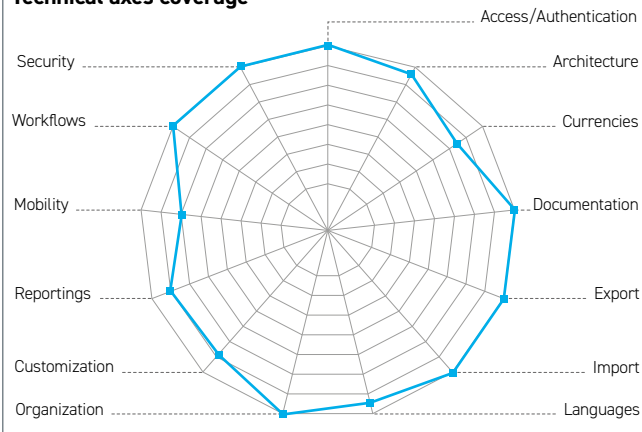
Solution architecture ..... A single application with several modules

Number of RMIS clients	In Europe	In Africa	In Asia	In North America	In South America	In Oceania
Total	25	3	0	0	0	0
In the last 12 months	5	2	0	0	0	0

Sectors of implemented projects ..... Banking (40%), Insurance (10%), Industry and Services (20%), Public Sector (10%), Others (20%)

Average number of users per solution ..... From 101 to 200

RMIS average implementation duration ..... 3 to 4 months

**Functional modules coverage\*****Technical axes coverage\***

(\*) The results calculated on these charts are based on vendors' self-assessment



## DILIGENT



Diligent

## Diligent

95 rue de la Boetie  
75008, Paris  
France  
www.diligent.com

## Pascal GADEA

Director  
+33 (0) 6 62 40 32 93  
pgadea@diligent.com

## VENDOR ID CARD

Creation date ..... 02/05/1994  
Global workforce ..... 1857  
RMIS workforce ..... 30  
RMIS implementation workforce ..... 400  
RMIS R&D workforce ..... 400

## Particularities and differentiating factors

At Diligent, we believe in a world where transformational leaders can build better performing, equitable and sustainable organizations. Diligent software connects governance, risk, compliance, audit and ESG information. Putting our clients first, we collaborate, innovate and adapt in service of our clients and global communities to create better outcomes for all.

## Area(s) of presence:

- > Africa
- > America
- > Asia
- > Europe
- > Oceania



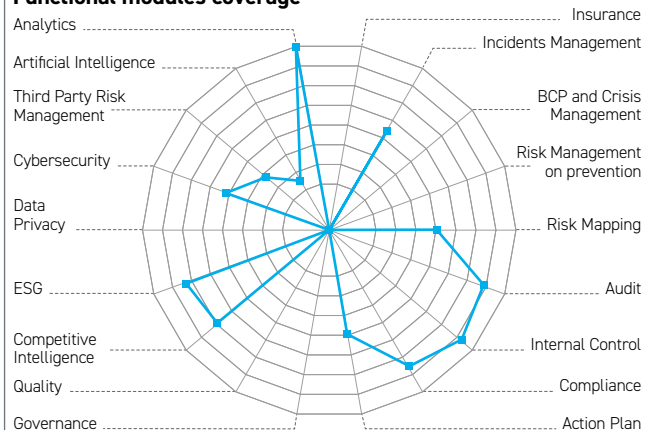
## VENDOR'S AVAILABLE SOLUTION(S)

Solution(s) ..... Diligent GRC (HighBond) - a holistic cloud-based GRC platform  
Main focus ..... All of the above  
Strengths according to the vendor ..... The solution is a cloud-based GRC platform that can be configured for a variety use cases. Key strength include but are not limited to built-in best practice integrated insurance model, centralised risk & control framework, quick deployment, fully integrated advanced data analytics, out-of-the-box data import capabilities, data automation capabilities, regulatory compliance mapping, pre-defined user content and more.  
Solution architecture ..... A single application with several modules

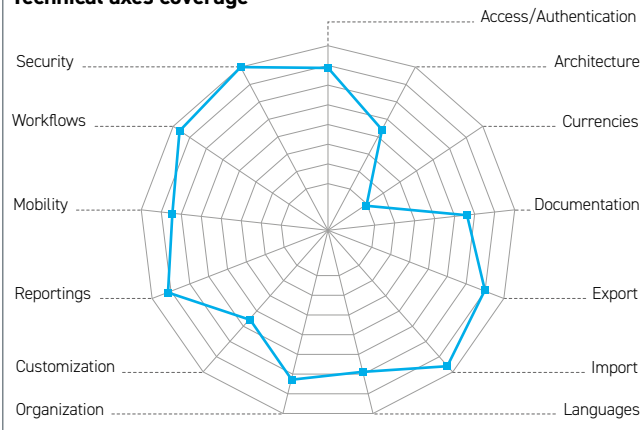
Number of RMIS clients	In Europe	In Africa	In Asia	In North America	In South America	In Oceania
Total	423	21	225	3429	472	55
In the last 12 months	22	5	12	87	12	5

Sectors of implemented projects ..... Banking (5%), Insurance (10%), Industry and Services (65%), Public Sector (10%), Others (10%)  
Average number of users per solution ..... From 6 to 50  
RMIS average implementation duration ..... 6 to 8 weeks

## Functional modules coverage\*



## Technical axes coverage\*



(\*) The results calculated on these charts are based on vendors' self-assessment

## DIOT SIACI



## DIOT SIACI

Season 39, rue Mstislav Rostropovitch  
75017, Paris  
France  
www.s2hgroup.com

## Nicolas ZUSSLIN

Director of Technology, Data & Digital  
+33 (0)1 44 20 99 99  
nicolas.zusslin@s2hgroup.com

## VENDOR ID CARD

Creation date ..... 01/11/2013  
Global workforce ..... 5000  
RMIS workforce ..... 18  
RMIS implementation workforce ..... 10  
RMIS R&D workforce ..... 4

## Particularities and differentiating factors

DiotSiaci has supported and advised its clients in the development of IT solutions for over 10 years. We transform your data by taking into account your environment specificities and implement dedicated solutions

## Area(s) of presence:

- > Africa
- > America (North)
- > Asia
- > Europe



## VENDOR'S AVAILABLE SOLUTION(S)

Solution(s) ..... Diot-Siaci RMIS

Main focus ..... Insurance Management

Strengths according to the vendor ..... Personalized customer relationship through tailor-made expert support Flexibility thanks to solutions focused on your challenges High quality of service by transforming your data into quality information

Solution architecture ..... A single application with several modules

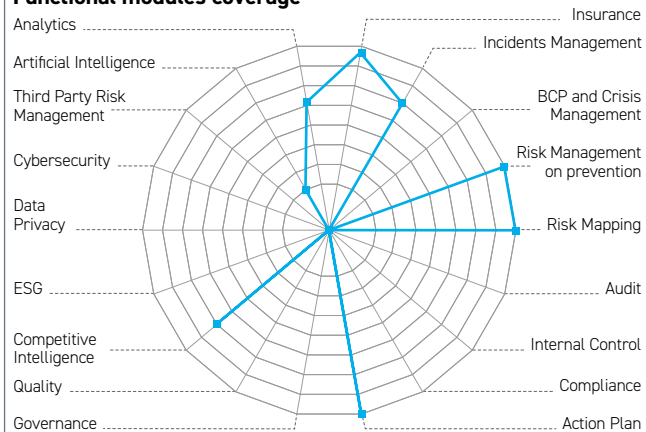
Number of RMIS clients	In Europe	In Africa	In Asia	In North America	In South America	In Oceania
Total	40	0	0	0	0	0
In the last 12 months	2	0	0	0	0	0

Sectors of implemented projects ..... Banking (5%), Insurance (%), Industry and Services (90%), Public Sector (5%)

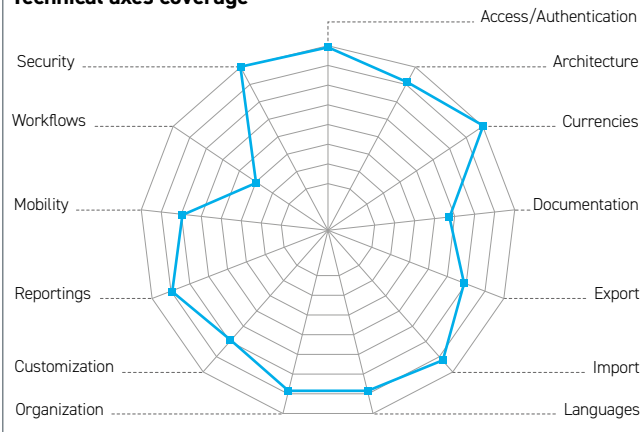
Average number of users per solution ..... From 101 to 200

RMIS average implementation duration ..... 6 months

## Functional modules coverage\*



## Technical axes coverage\*



(\*) The results calculated on these charts are based on vendors' self-assessment

## EFRONT/BLACKROCK



## eFront/BLACKROCK

2-4 rue Louis David  
75116, Paris  
France  
www.efront.com

## Martin DE BALORRE

Sales&Product Director  
+33 (0) 1 80 98 81 00 / +33 (0) 6 84 52 01 38  
martin.debalorre@blackrock.com

## VENDOR ID CARD

Creation date ..... 01/01/1999  
Global workforce ..... 18000  
RMIS workforce ..... 1500  
RMIS implementation workforce .....  
RMIS R&D workforce .....

## Particularities and differentiating factors

eFront ERM is a part of the technology unit of BlackRock, the leading asset manager in the world. This unit counts over 4,600 employees dedicated to Financial and Risk Management technologies, of which 3,000 developers. BlackRock's user-provider model is unique. It ensures highest delivery standards and fuels innovation in our solution.

## Area(s) of presence:

- > Africa (North, West, South)
- > America
- > Asia (North, South West, Central, South)
- > Europe
- > Oceania



## VENDOR'S AVAILABLE SOLUTION(S)

Solution(s) ..... "Our eFront ERM solution consists of the following native modules, which are both autonomous and interoperable: Risk; Control; Audit; Indicator; Compliance; Business Continuity; Third Party Risk Management; Operational Excellence; Data Quality Control"

Main focus ..... Internal Control - Compliance

Strengths according to the vendor ..... eFront ERM is a comprehensive, modular and integrated GRC solution suite, and a leader on the European RMIS market. It provides Risk, Control, Internal Audit and Compliance functions with market best practices within an evolutive, functionality-rich and easy to configure platform

Solution architecture ..... A single application with several modules

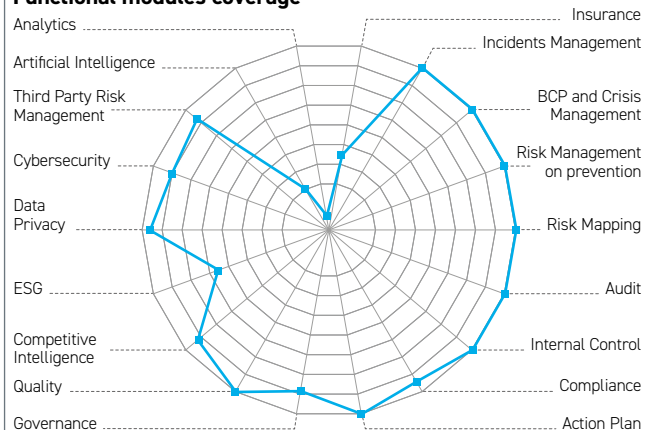
Number of RMIS clients	In Europe	In Africa	In Asia	In North America	In South America	In Oceania
Total	100	11	0	1	0	0
In the last 12 months	9	1	0	0	0	0

Sectors of implemented projects ..... Banking (30%), Insurance (40%), Industry and Services (20%), Public Sector (10%)

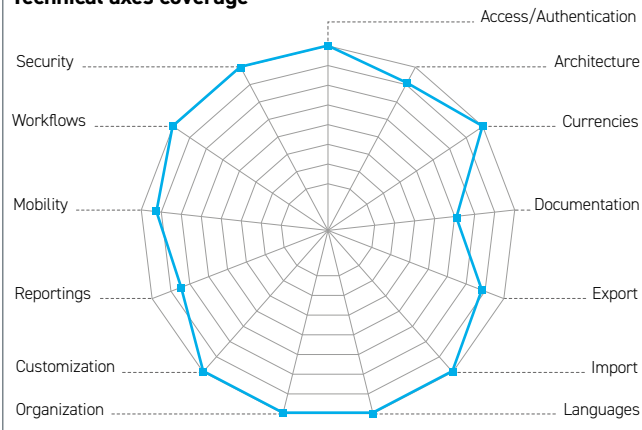
Average number of users per solution ..... From 201 to 500

RMIS average implementation duration ..... 2 to 4 months

## Functional modules coverage\*



## Technical axes coverage\*



(\*) The results calculated on these charts are based on vendors' self-assessment

# EGERIE


**EGERIE**

44 Boulevard de Strasbourg  
83000, Toulon  
France  
www.egerie.eu

**Jean LARROUMETS**

CEO  
+33 (0) 4 94 63 81 09  
jean.larroumets@egerie.eu

**VENDOR ID CARD**

Creation date ..... 06/01/2016  
Global workforce ..... 100  
RMIS workforce ..... 100  
RMIS implementation workforce ..... 20  
RMIS R&D workforce ..... 35

**Particularities and differentiating factors**

EGERIE is the leading software vendor of an integrated cyber risk management platform that helps organizations industrialize their risk-driven cyber programs. EGERIE gives visibility to CISO's and Executive Committees on their cyber risk posture and helps them measure and understand the impact of risk on their business.

**Area(s) of presence:**

- > Africa
- > America
- > Asia (North, South West, Central, South, East)
- > Europe (West, North, Central)
- > Oceania


**VENDOR'S AVAILABLE SOLUTION(S)**

Solution(s) ..... EGERIE Platform

Main focus ..... Risk Management

Strengths according to the vendor ..... Smart Cyber-Risk Advanced Modeling Engine with pre-built relationships between assets, vulnerabilities, standard requirements and controls. Integrated libraries for Multi-standard compliance. Automatic Risk Reduction & dynamic updates. Cyber-Risk Quantification. Advanced collaboration and integrated audit questionnaires. 360° View on all risks, controls, treatments across all risk analyses. Monitoring Cockpits and dashboards based on user role. Fully customizable reports

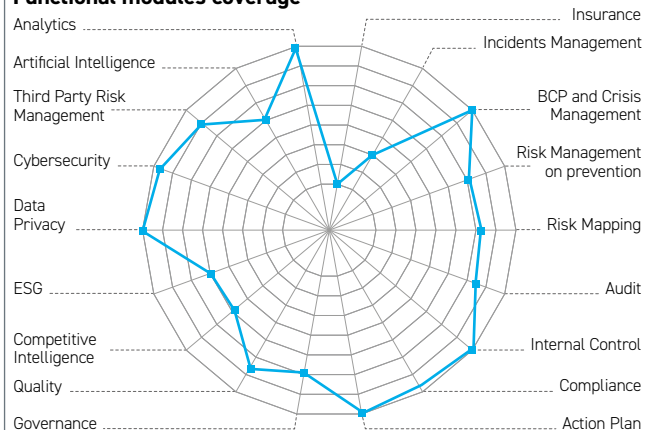
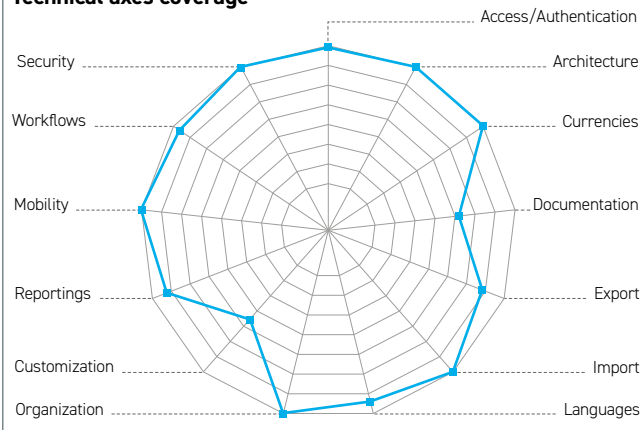
Solution architecture ..... A single application with several modules

Number of RMIS clients	In Europe	In Africa	In Asia	In North America	In South America	In Oceania
Total	400	45	65	75	40	7
In the last 12 months	100	20	20	25	20	5

Sectors of implemented projects ..... Banking (20%), Insurance (20%), Industry and Services (20%), Public Sector (40%)

Average number of users per solution ..... From 6 to 50

RMIS average implementation duration ..... 3 to 6 months

**Functional modules coverage\***

**Technical axes coverage\***


(\*) The results calculated on these charts are based on vendors' self-assessment

# ENABLON

**enablon**

## ENABLON

17 Avenue de l'Europe  
92270, Bois-Colombes  
France  
[www.wolterskluwer.com/en/solutions/enablon](http://www.wolterskluwer.com/en/solutions/enablon)

## Daphné GOUDET

Product Owner - Risk & Control  
+33 (0) 1 47 33 64 65  
[daphne.goudet@wolterskluwer.com](mailto:daphne.goudet@wolterskluwer.com)

### VENDOR ID CARD

Creation date ..... 01/01/2000  
Global workforce .....  
RMIS workforce .....  
RMIS implementation workforce .....  
RMIS R&D workforce .....

### Particularities and differentiating factors

Enablon offers the most comprehensive solution on the market, covering the fields of GRC, ESG and EHS. In addition, Enablon has a unique ecosystem of consulting, integration, content and technology partners in the fields of GRC, ESG and EHS, enabling the collection of in-depth data from both assets and stakeholders.

### Area(s) of presence:

- > Africa
- > America (North, South)
- > Asia (East)
- > Europe



### VENDOR'S AVAILABLE SOLUTION(S)

Solution(s) ..... Enablon Platform 9, an integrated platform made up of several interconnected applications and modules based on the same technological foundation.  
Main focus ..... Risk Management  
Strengths according to the vendor ..... Enablon is the market leader in monitoring and managing operational risks. The comprehensiveness of its offering combined with the platform's modularity and a high level of integration of the GRC, ESG and EHS platforms enables Enablon to provide a unique response to both simple and complex issues and to support its clients as their expectations and needs evolve. The integration of the platforms provides direct, reliable, traceable, and auditable access to all the data required to address integrated risk issues at all levels. Finally, Enablon is an open platform.  
Solution architecture ..... Several distinct applications, but with interfaces

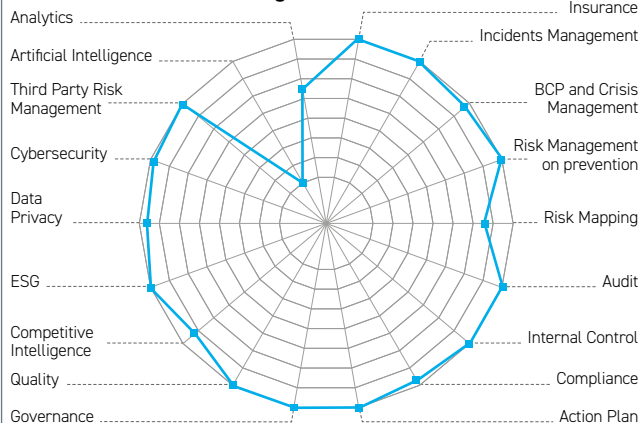
Number of RMIS clients	In Europe	In Africa	In Asia	In North America	In South America	In Oceania
Total	370	15	10	150	0	30
In the last 12 months	12	4	5	18	0	7

Sectors of implemented projects ..... Banking (5%), Insurance (5%), Industry and Services (80%), Public Sector (5%), Others (5%)

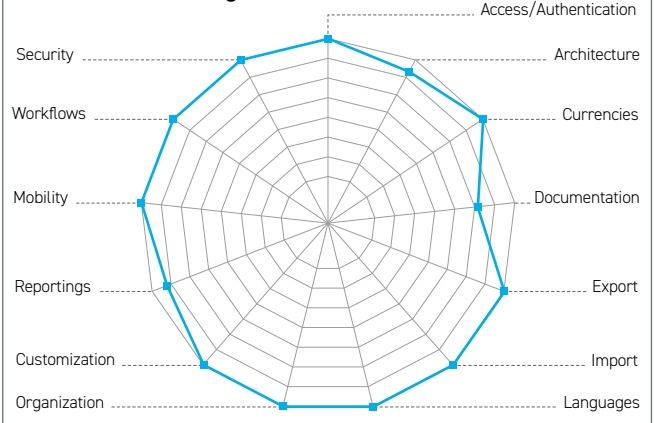
Average number of users per solution ..... From 501 to 1000

RMIS average implementation duration ..... 3 months

### Functional modules coverage\*



### Technical axes coverage\*



(\*) The results calculated on these charts are based on vendors' self-assessment

# FDU CONSEIL



**FDU Conseil**  
5 rue du Luc  
63540, Romagnat  
France  
www.fduconseil.fr

**Frederick DUPONT**  
Manager  
+33 (0) 6 08 17 53 27 / +33 (0) 6 08 17 53 27  
fdupont@fduconseil.fr

## VENDOR ID CARD

Creation date ..... 02/05/2018  
Global workforce ..... 12  
RMIS workforce ..... 11  
RMIS implementation workforce ..... 6  
RMIS R&D workforce ..... 4

### Particularities and differentiating factors

CoAudit is the platform wanted by auditors and risk management specialists to manage audits from end to end. Made in France, its development and hosting are 100% French. Flexible, it is adapted to all contexts and all sectors. Lightweight, it can be deployed in a few days. Attractive, its price is one of the most affordable on the market. Scalable, document management, planning and risk management module for 2023

### Area(s) of presence:

- > Africa
- > America
- > Europe



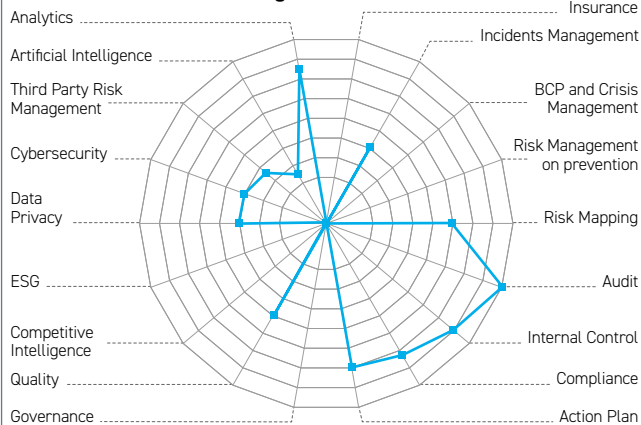
## VENDOR'S AVAILABLE SOLUTION(S)

Solution(s) ..... CoAudit - CoRisk  
Main focus ..... Internal Control - Compliance  
Strengths according to the vendor ..... Our tool allows you to 1/ integrate your controls frameworks 2/ organize your interviews by managing the organization chart and contacts by audit object 3/ automate the document request thanks to configurable reminders 4/ consolidate and follow up on recommendations and 5/ reproduce the mission on another organization, another year, etc. A modern tool to save time and make the job more attractive.  
Solution architecture ..... A single application with several modules

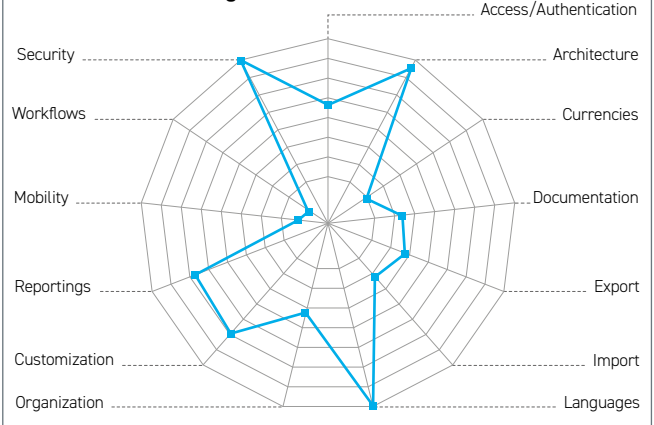
Number of RMIS clients	In Europe	In Africa	In Asia	In North America	In South America	In Oceania
Total	-	-	-	-	-	-
In the last 12 months	-	-	-	-	-	-

Sectors of implemented projects ..... Insurance (20%), Public Sector (50%), Others (30%)  
Average number of users per solution ..... From 6 to 50  
RMIS average implementation duration ..... 2 months

### Functional modules coverage\*



### Technical axes coverage\*



(\*) The results calculated on these charts are based on vendors' self-assessment



# GBTEC AUSTRIA GMBH


**GBTEC Austria GmbH**

Franz-Klein-Gasse 5  
1190, Vienna  
Austria  
www.gbtec.com

**Paul KRUMBÖCK**

Partnermanagement  
+43 0 1 36 70 87 60 / +43 66 08 33 19 10  
paul.krumböck@gbtec.com

**VENDOR ID CARD**

Creation date ..... 01/03/2005  
Global workforce ..... 70  
RMIS workforce ..... 70  
RMIS implementation workforce ..... 40  
RMIS R&D workforce ..... 5

**Particularities and differentiating factors**

BIC Enterprise Risk makes it easy to digitalize your ERM processes. The dashboard in the risk management solution provides a clear view of all risk management tasks and measures for controlling risks. Users can filter and analyze data, assess risks based on qualitative or quantitative criteria and perform risk simulations.

**Area(s) of presence:**

> Europe (West)


**VENDOR'S AVAILABLE SOLUTION(S)**

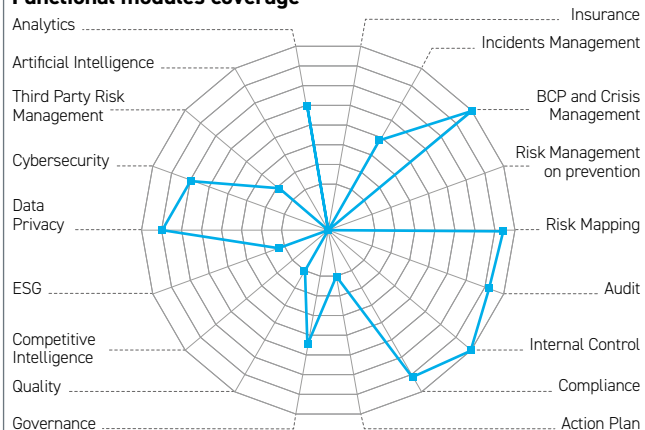
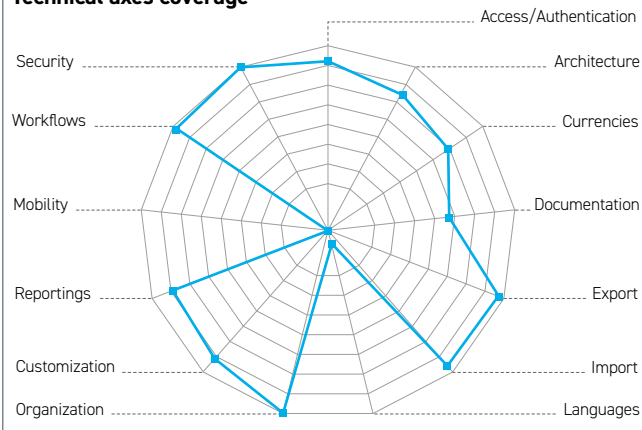
Solution(s) ..... BIC Enterprise Risk  
Main focus ..... Risk Management  
Strengths according to the vendor ..... "\* Outstanding usability and comprehensive insight; \* Qualitative or quantitative risk assessment and simulation; \* A workflow-driven process, automatic notifications and approval process \* comprehensive reporting capabilities and predefined management reports"  
Solution architecture ..... A single application with several modules

Number of RMIS clients	In Europe	In Africa	In Asia	In North America	In South America	In Oceania
Total	80	0	0	0	0	0
In the last 12 months	12	0	0	0	0	0

Sectors of implemented projects ..... Banking (25%), Insurance (15%), Industry and Services (40%), Public Sector (10%), Others (10%)

Average number of users per solution ..... From 101 to 200

RMIS average implementation duration ..... 3 months

**Functional modules coverage\***

**Technical axes coverage\***


(\*) The results calculated on these charts are based on vendors' self-assessment

# GRACE CONNECT SARL



**Grace Connect SARL**  
Rue du Laboratoire, 9  
1911, Luxembourg  
Luxembourg  
www.gracegrc.com

**Veronika ZUKOVA**  
CEO  
+35 2 6 91 61 52 16  
veronika.zukova@gracegrc.com

## VENDOR ID CARD

Creation date ..... 05/08/2020  
Global workforce ..... 6  
RMIS workforce ..... 6  
RMIS implementation workforce ..... 4  
RMIS R&D workforce ..... 3

### Particularities and differentiating factors

Grace Connect GRC Suite is a holistic solution designed by experienced Risk Managers with the aim to propose a valuable and reliable alternative to spreadsheets. The product is based on 50 modules designed to manage cyber security risk, ensure business continuity, data quality, and compliancy towards GDPR, NIS2, and DORA.

### Area(s) of presence:

- > Africa (North, East, Central, South)
- > America (North)
- > Asia (South East)
- > Europe



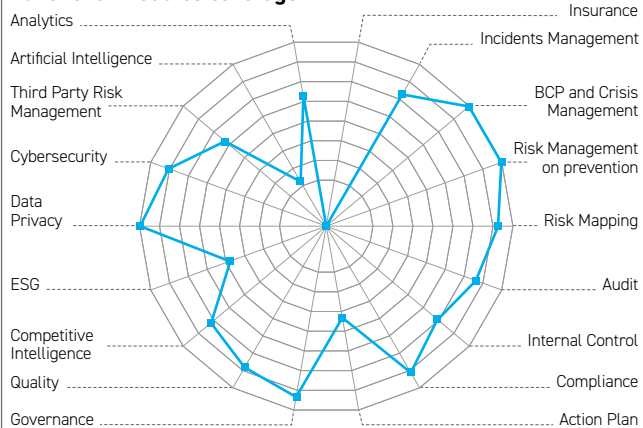
## VENDOR'S AVAILABLE SOLUTION(S)

Solution(s) ..... Grace Connect GRC Suite  
Main focus ..... Risk Management  
Strengths according to the vendor ..... Best price/quality ratio of GRC market. All modules are interconnected (one fits all in one repository), ideal for audit evidencing. User Interface simple and addictive. Data exports embedded. Synchronization with existing systems. KPI's built-in. Customization possible at very affordable price. UI/UX from clients are included permanently in our IT developments.  
Solution architecture ..... A single application with several modules

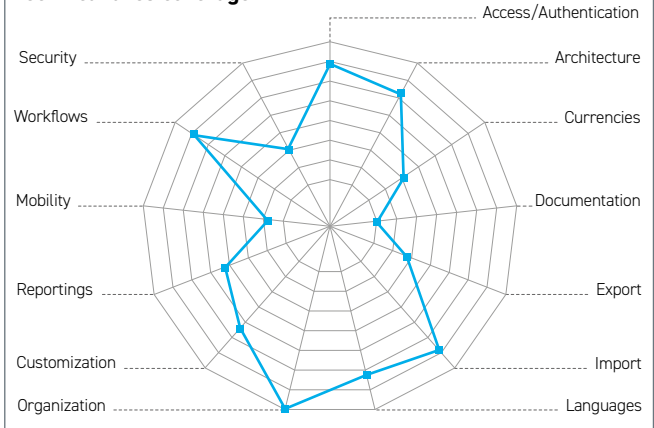
Number of RMIS clients	In Europe	In Africa	In Asia	In North America	In South America	In Oceania
Total	4	0	1	0	0	0
In the last 12 months	2	0	1	0	0	0

Sectors of implemented projects ..... Insurance (80%), Others (20%)  
Average number of users per solution ..... From 6 to 50  
RMIS average implementation duration ..... 1 month

### Functional modules coverage\*



### Technical axes coverage\*



(\*) The results calculated on these charts are based on vendors' self-assessment



## INCLUS

inclus

**Inclus**  
Otakaari 5  
02150, Espoo  
Finland  
www.inclus.com

**Jesper NYSTRÖM**  
Marketing Manager  
+35 84 08 37 39 40  
jesper.nystrom@inclus.com

## VENDOR ID CARD

Creation date ..... 05/06/2012  
Global workforce ..... 13  
RMIS workforce ..... 13  
RMIS implementation workforce ..... 5  
RMIS R&D workforce ..... 7

## Particularities and differentiating factors

Inclus is a risk management software developed to enable an inclusive and effective risk management process in various use cases. It is particularly well-suited for engaging stakeholders throughout the risk management process – from risk identification to active risk mitigation in complex contexts (ERM, Project Risk Management and other specific themes).

## Area(s) of presence:

> Europe (North)



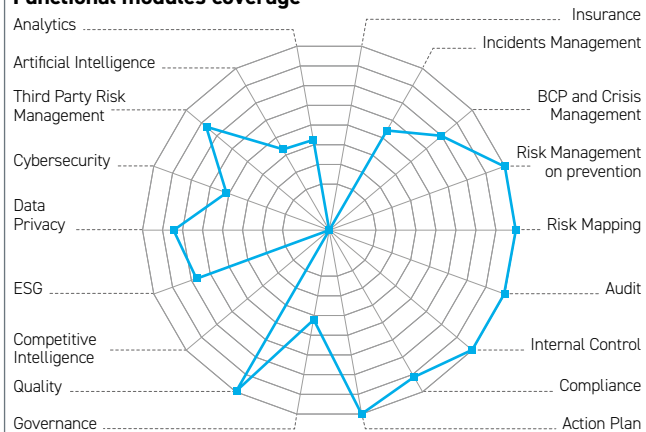
## VENDOR'S AVAILABLE SOLUTION(S)

Solution(s) ..... Inclus  
Main focus ..... Risk Management  
Strengths according to the vendor ..... Inclus is a risk management software that makes it easy to engage stakeholders throughout the risk management process. Our key strengths include: inclusive and effective risk assessment, risk analysis and active risk mitigation, customizability to different organizations and contexts (ERM, Project Risk Management, and other themes), new Inclus AI features.  
Solution architecture ..... A single application with several modules

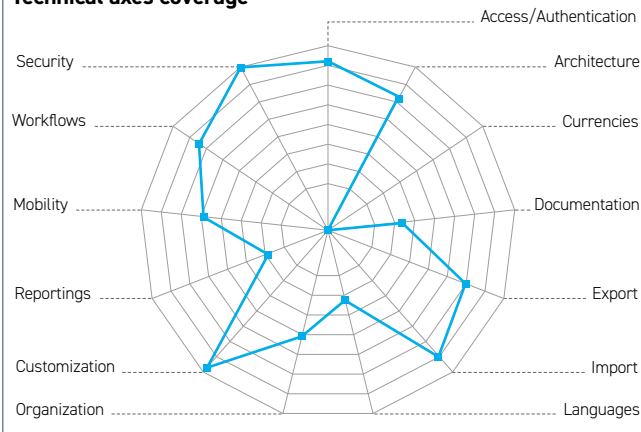
Number of RMIS clients	In Europe	In Africa	In Asia	In North America	In South America	In Oceania
Total	55	0	0	0	0	0
In the last 12 months	27	0	0	0	0	0

Sectors of implemented projects ..... Banking (5%), Industry and Services (60%), Public Sector (30%), Others (5%)  
Average number of users per solution ..... From 6 to 50  
RMIS average implementation duration ..... 1 to 2 months

## Functional modules coverage\*



## Technical axes coverage\*



(\*) The results calculated on these charts are based on vendors' self-assessment

# KERMOBILE SOLUTIONS



**KerMobile Solutions**  
15/17 rue Chateaubriand  
75008, PARIS  
France  
www.kermobile.com

## Bruno DE TERLINE

General Manager  
+33 (0) 1 58 62 52 13 / +33 (0) 6 09 52 03 87  
bruno.deterline@kermobile.com

### VENDOR ID CARD

Creation date ..... 15/07/2015  
Global workforce .....  
RMIS workforce .....  
RMIS implementation workforce .....  
RMIS R&D workforce .....

### Particularities and differentiating factors

KerMobile Solutions, mainly through KerClaim, its flagship application, optimise the management and control of insurance claims, insurance contracts and building maintenance. By systematising and securing key processes in real-time, these solutions provide advanced decision support features, while speeding up insurance claims settlement and optimising premiums.

### Area(s) of presence:

- > Africa
- > America
- > Asia
- > Europe
- > Oceania



### VENDOR'S AVAILABLE SOLUTION(S)

Solution(s) ..... "KerClaim (management of real-estate related insurance claims); KerPol (management of insurance contracts), KerDys (building maintenance management)"

Main focus ..... Insurance Management

Strengths according to the vendor ..... Combining mobile and web technologies with an advanced reporting engine, KerClaim, KerPol and KerDys are cost-effective professional solutions. Time saving, process quality, reliability & efficiency are the key features that guarantee fast implementation and intuitive operation. These applications support collaboration between all company departments (assets management, finance, real-estate property management, etc.).

Solution architecture ..... A single application with several modules

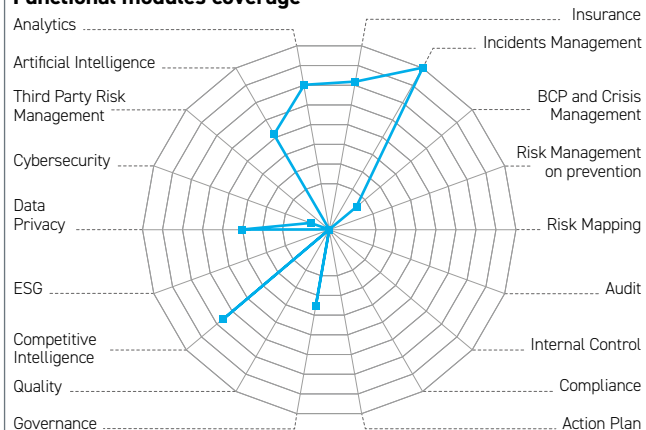
Number of RMIS clients	In Europe	In Africa	In Asia	In North America	In South America	In Oceania
Total	70	0	0	0	0	0
In the last 12 months	15	0	0	0	0	0

Sectors of implemented projects ..... Banking (10%), Insurance (5%), Industry and Services (40%), Public Sector (40%), Others (5%)

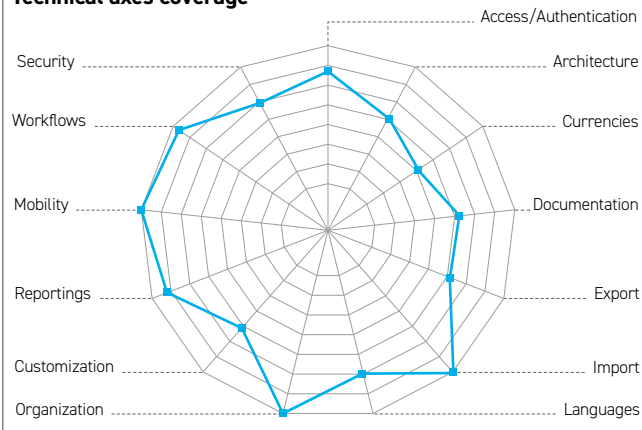
Average number of users per solution ..... From 6 to 50

RMIS average implementation duration ..... 2 to 3 months

### Functional modules coverage\*



### Technical axes coverage\*



(\*) The results calculated on these charts are based on vendors' self-assessment

## LEXISNEXIS



**LexisNexis**  
141 rue de javel  
75015, Paris  
France  
www.lexisnexis.fr

**Anna KÉVORKIAN**

Editorial Manager for Compliance and Business Ethics  
+33 (0) 1 45 58 90 00  
anna.kevorkain@lexisnexis.fr

**VENDOR ID CARD**

Creation date ..... 01/01/1907  
Global workforce ..... 10000  
RMIS workforce ..... 10  
RMIS implementation workforce .....  
RMIS R&D workforce .....

**Particularities and differentiating factors**

Publisher of legal content and online solutions and software for each legal profession (lawyers, corporate lawyers, accountants, notaries, bailiffs, local authorities).

**Area(s) of presence:**

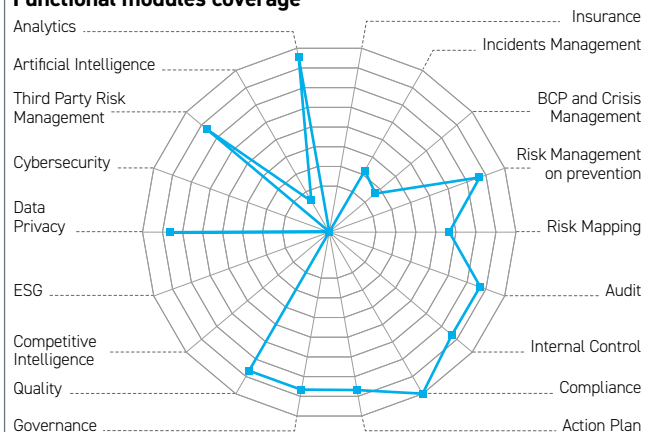
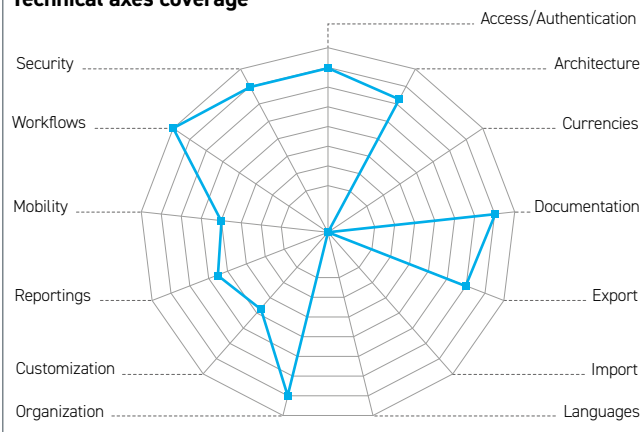
- > Africa
- > America
- > Asia (South East)
- > Europe

**VENDOR'S AVAILABLE SOLUTION(S)**

Solution(s) ..... LexisNexis Compliance Assurance  
Main focus ..... Internal Control - Compliance  
Strengths according to the vendor ..... Completeness of our contents  
Solution architecture ..... A single application with several modules

Number of RMIS clients	In Europe	In Africa	In Asia	In North America	In South America	In Oceania
Total	16	0	0	0	0	0
In the last 12 months	3	0	0	0	0	0

Sectors of implemented projects ..... Banking (10%), Insurance (90%)  
Average number of users per solution ..... From 6 to 50  
RMIS average implementation duration ..... 2 months

**Functional modules coverage\*****Technical axes coverage\***

(\*) The results calculated on these charts are based on vendors' self-assessment

## MAKE IT SAFE

**Make IT Safe**

1 boulevard Jean Monnet  
44400, Reze  
France  
www.makeitsafe.fr

**Clément LONEGEPE**

Partnership Manager  
+33 (0) 9 72 11 71 86  
contact@makeitsafe.fr

**VENDOR ID CARD**

Creation date ..... 12/03/2014  
Global workforce ..... 60  
RMIS workforce ..... 55  
RMIS implementation workforce ..... 5  
RMIS R&D workforce ..... 10

**Particularities and differentiating factors**

Make IT safe is the French software editor, common to CISOs and DPOs, who wish to CONTROL THE RISK & GUARANTEE THE CYBER & RGD COMPLIANCE of their ecosystem. 60 passionate and expert people, based in France, who support more than 150 customers worldwide.

**Area(s) of presence:**

- > Africa
- > America
- > Asia
- > Europe
- > Oceania

**VENDOR'S AVAILABLE SOLUTION(S)**

Solution(s) ..... "Make IT Safe modules : Dashboard; Evaluation and audit; Collaborative action plan; Security and privacy by design; GDPR"

Main focus ..... Audit

Strengths according to the vendor ..... A tool to support the business to effectively manage cyber and GDPR compliance. A simple tool: setup, deployment and use. A complete tool: cyber and GDPR alliance with end-to-end processes: assessment, audit and roadmap. A collaborative tool: involves all stakeholders. Adaptation to complex companies: multi-repository, multi-profile, configurable workflow.

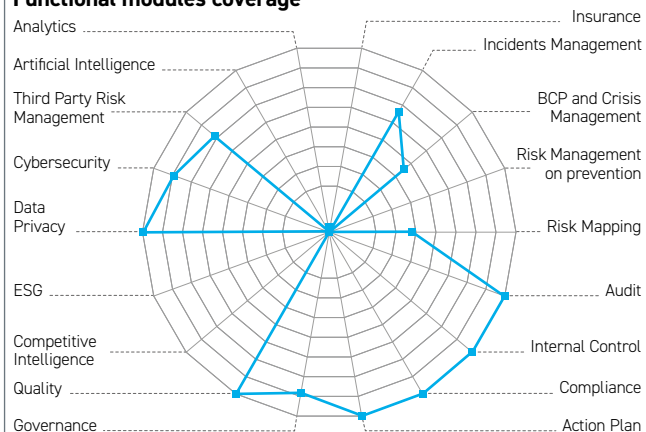
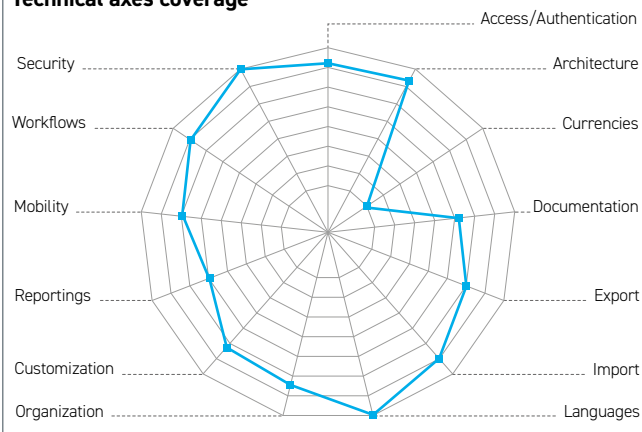
Solution architecture ..... A single application with several modules

Number of RMIS clients	In Europe	In Africa	In Asia	In North America	In South America	In Oceania
Total	165	5	4	6	2	1
In the last 12 months	25	3	2	2	0	0

Sectors of implemented projects ..... Banking (10%), Insurance (15%), Industry and Services (40%), Public Sector (20%), Others (15%)

Average number of users per solution ..... From 6 to 50

RMIS average implementation duration ..... 2 months

**Functional modules coverage\*****Technical axes coverage\***

(\*) The results calculated on these charts are based on vendors' self-assessment

# MAPTYCS


**MAPTYCS**

6 Old Country Road  
10804, New Rochelle, NY  
United States  
www.maptycs.com

**Jacqueline LEGRAND**

CEO  
+1 (212) 203 5823 / +1 (212) 203 5823  
jacqueline.legrand@maptycs.com

**VENDOR ID CARD**

Creation date ..... 21/01/2017  
Global workforce ..... 18  
RMIS workforce ..... 18  
RMIS implementation workforce ..... 5  
RMIS R&D workforce ..... 2

**Particularities and differentiating factors**

MAPTYCS® is a geospatial analytics solution for property risk exposure management, climate risk assessment, real-time weather events monitoring and custom risk reports. An additional module, COLLEXTER, provides a secure and reliable environment to collect risk exposure values and any insurance policies and claims data from multiple operations and countries.

**Area(s) of presence:**

- > America (North)
- > Asia (South East)
- > Europe (West)


**VENDOR'S AVAILABLE SOLUTION(S)**

Solution(s) ..... MAPTYCS® COLLEXTER

Main focus ..... Risk Management

Strengths according to the vendor ..... MAPTYCS® & COLLEXTER are flexible, user friendly and easy to implement. Users can use their own templates, taxonomy, and currency to collect risk and insurance data and develop dynamic analytics and what-if scenarios. The platforms can be used separately or integrated to each other, and with any RMIS via API.

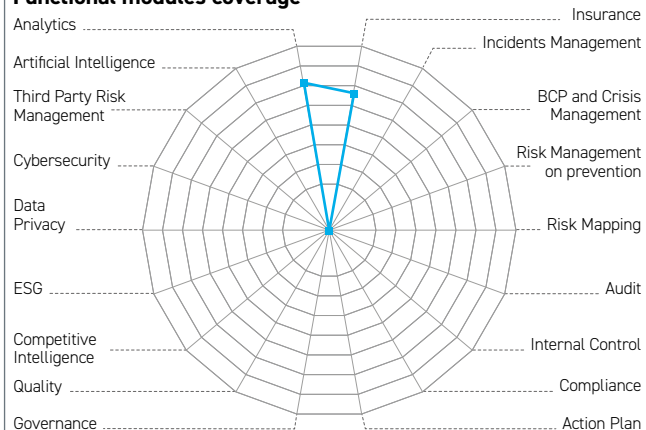
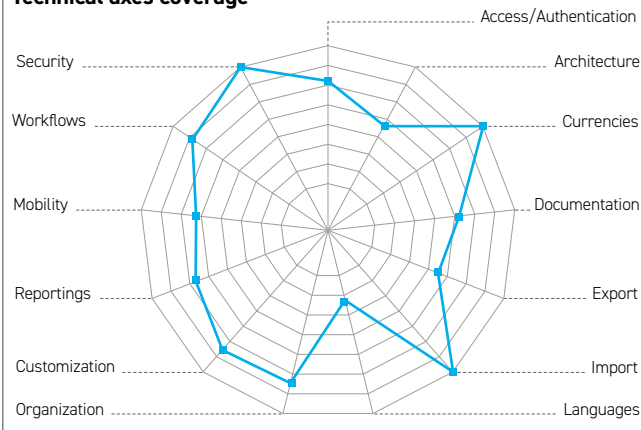
Solution architecture ..... Several distinct applications, but with interfaces

Number of RMIS clients	In Europe	In Africa	In Asia	In North America	In South America	In Oceania
Total	9	0	1	16	0	0
In the last 12 months	5	0	1	4	0	0

Sectors of implemented projects ..... Insurance (40%), Industry and Services (60%)

Average number of users per solution ..... From 6 to 50

RMIS average implementation duration ..... 1 month

**Functional modules coverage\***

**Technical axes coverage\***


(\*) The results calculated on these charts are based on vendors' self-assessment

# MEGA INTERNATIONAL



**MEGA International**  
9 avenue René Coty  
75014, Paris  
France  
www.mega.com

**Cyril AMBLARD-LADURANTIE**  
Senior Product Marketing Manager  
+33 (0) 1 42 75 40 00 / +33 (0) 6 70 81 85 81  
camblard@mega.com

## VENDOR ID CARD

Creation date ..... 01/01/1992  
Global workforce ..... 375  
RMIS workforce ..... 190  
RMIS implementation workforce ..... 92  
RMIS R&D workforce ..... 91

### Particularities and differentiating factors

HOPEX GRC provide Risk, Compliance, and Audit professionals with a simple to use and modern user interface, to manage risks, compliance, and audits in real time using a collaborative and streamlined approach to enhance operational efficiency and resiliency.

### Area(s) of presence:

- > Africa
- > America
- > Asia
- > Europe
- > Oceania



## VENDOR'S AVAILABLE SOLUTION(S)

**Solution(s)** ..... HOPEX GRC provides GRC professionals with a unique and holistic platform to manage risks and compliance (HOPEX IRM), audits (HOPEX Internal audit) and business continuity (HOPEX Business Continuity Management).

**Main focus** ..... Risk Management

**Strengths according to the vendor** ..... "HOPEX GRC is a holistic risk management solution that is easy to administer and deploy, uniquely combining process modeling with IT infrastructure. Focused on the user experience via a modern and intuitive interface, with innovative reporting capabilities, HOPEX GRC (SaaS or On-Premises) delivers a connected and collaborative digital solution for an "augmented" "risk management."

**Solution architecture** ..... A single application with several modules

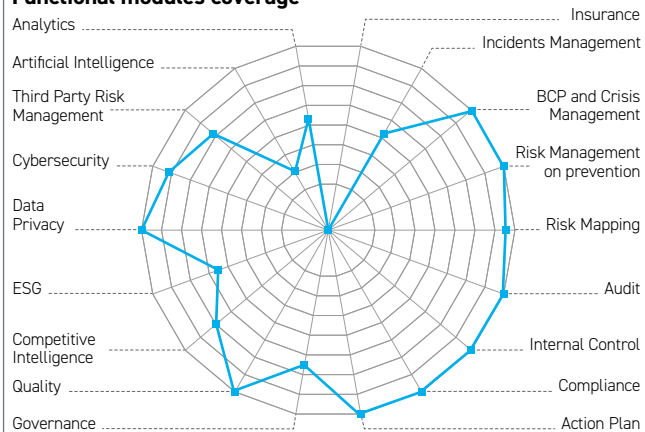
Number of RMIS clients	In Europe	In Africa	In Asia	In North America	In South America	In Oceania
Total	60	12	2	6	38	0
In the last 12 months	16	11	0	0	13	0

**Sectors of implemented projects** ..... Banking (54 %), Insurance (3%), Industry and Services (28%), Public Sector (5%), Others (10%)

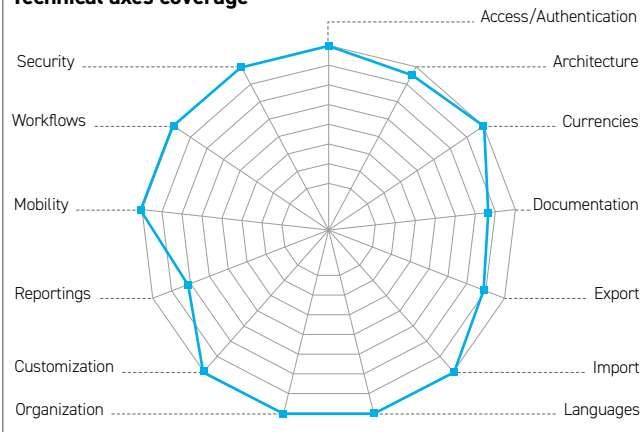
**Average number of users per solution** ..... From 51 to 100

**RMIS average implementation duration** ..... 3 months

### Functional modules coverage\*



### Technical axes coverage\*



(\*) The results calculated on these charts are based on vendors' self-assessment



# MY RISK COMMITTEE



## My Risk Committee

11 rue de Cambrai CS 90042  
75019, Paris  
France  
www.myriskcommittee.com

## Rudy MIZEL

CEO  
+33 (0) 6 26 47 81 95  
rudy.mizel@myriskio.com

### VENDOR ID CARD

Creation date ..... 01/01/2020  
Global workforce ..... 6  
RMIS workforce ..... 6  
RMIS implementation workforce ..... 4  
RMIS R&D workforce ..... 4

### Particularities and differentiating factors

My Risk io is an Enterprise Risk Management software to support companies in the valuation of operational data for risk management, loss prevention and insurance optimization. A complete, secure, collaborative and versatile SaaS platform for continuous and real-time monitoring of business assets, risks and insurance.

### Area(s) of presence:

- > Africa (West)
- > America (North)
- > Europe (West, North)



### VENDOR'S AVAILABLE SOLUTION(S)

Solution(s) ..... My Risk io

Main focus ..... Risk Management

Strengths according to the vendor ..... My Risk io is an Enterprise Risk Management software to support companies in the valuation of operational data for risk management, loss prevention and insurance optimization. A complete, secure, collaborative and versatile SaaS platform for continuous and real-time monitoring of business assets, risks and insurance.

Solution architecture ..... A single application with several modules

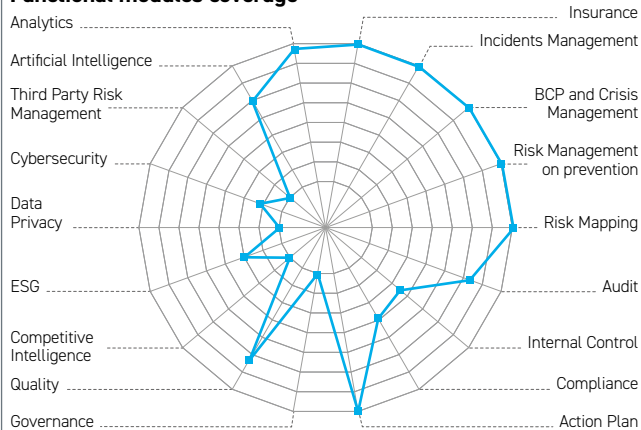
Number of RMIS clients	In Europe	In Africa	In Asia	In North America	In South America	In Oceania
Total	6	1	0	2	0	0
In the last 12 months	3	1	0	2	0	0

Sectors of implemented projects ..... Banking (10%), Insurance (10%), Industry and Services (80%)

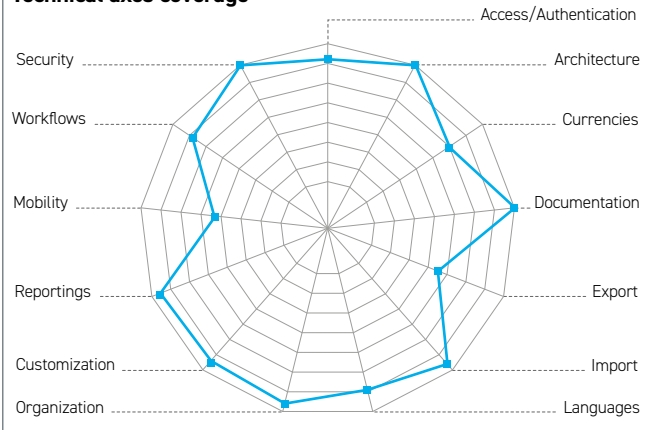
Average number of users per solution ..... From 6 to 50

RMIS average implementation duration ..... 4 months

### Functional modules coverage\*



### Technical axes coverage\*



(\*) The results calculated on these charts are based on vendors' self-assessment

# NANOCODE SAS



## NANOCODE SAS

1137a Avenue des Champs Blancs  
35510, Cesson-Sévigné  
France  
www.easylience.com

## Thierry DE RAVEL

CEO  
+33 (0) 9 54 63 12 34  
thierry.deravel@easylience.com

### VENDOR ID CARD

Creation date ..... 16/12/2022  
Global workforce ..... 20  
RMIS workforce ..... 6  
RMIS implementation workforce ..... 3  
RMIS R&D workforce ..... 3

### Particularities and differentiating factors

easylience® is a solution dedicated to crisis management and business continuity. The CRISIS 3D® technology guides the actors in the respect of the deployed methodology, the risk scenarios and the crisis organization. Finally, our consulting division assists our clients in change management: digitization of systems, training in crisis management and organization of realistic exercises with progress plans.

### Area(s) of presence:

- > Africa
- > America (North, Central)
- > Asia (South West, Central, South, South East, East)
- > Europe
- > Oceania



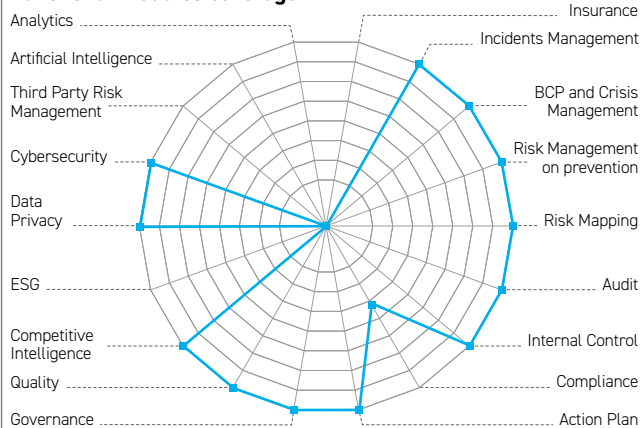
### VENDOR'S AVAILABLE SOLUTION(S)

Solution(s) ..... easylience® : Crisis steering system  
Main focus ..... Management of crisis situations  
Strengths according to the vendor ..... easylience® brings together more than 15 functions used to manage crisis situations. Accessible in an interface adapted to stressful situations, the functions interact with each other in real time to facilitate, in complete safety, the understanding of the situation, the definition of unfavorable prognoses, the taking of decisions, the distribution of actions to stakeholders and multi-channel communications.  
Solution architecture ..... A single application with several modules

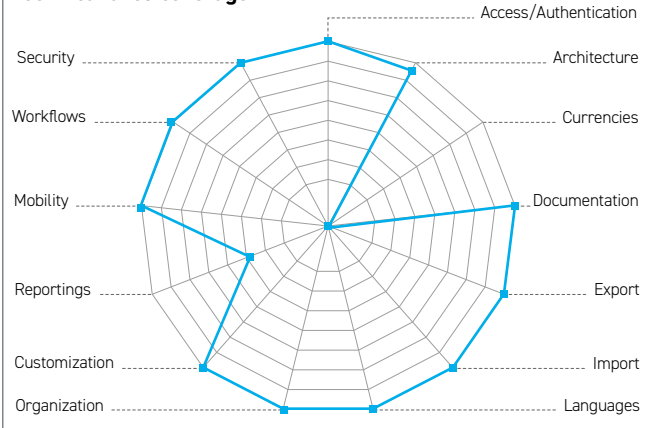
Number of RMIS clients	In Europe	In Africa	In Asia	In North America	In South America	In Oceania
Total	30	5	6	10	1	1
In the last 12 months	9	2	5	3	1	1

Sectors of implemented projects ..... Banking (35%), Insurance (15%), Industry and Services (15%), Public Sector (5%), Others (30%)  
Average number of users per solution ..... More than 1000  
RMIS average implementation duration ..... 3 months

### Functional modules coverage\*



### Technical axes coverage\*



(\*) The results calculated on these charts are based on vendors' self-assessment



# NGCOMPLIANCE



**ngCompliance**  
25 cours du Médoc  
33300, Bordeaux  
France  
www.ngcompliance.com

**Philippe VALIGNY**  
Solution Integrator  
+31 3 02 41 64 76 / +33 (0) 6 08 67 86 81  
philippe.valigny@prevaleas.com

## VENDOR ID CARD

Creation date ..... 31/12/2014  
Global workforce ..... 8  
RMIS workforce ..... 7  
RMIS implementation workforce ..... 6  
RMIS R&D workforce ..... 6

### Particularities and differentiating factors

The integrated approach to corporate asset management, insurance contract management, risk prevention and claims management, makes the solution an ideal tool to effectively and optimally protect the assets of the company. The perfect Risk Manager companion designed by Risk Managers.

### Area(s) of presence:

> Europe (West, North)



## VENDOR'S AVAILABLE SOLUTION(S)

Solution(s) ..... PREVALEAS All-In-One [TOOLKIT] including two main modules : - Sherlock : core application for setting up and operating the solution - Enola : satellite application, for remotely collecting on a portable device - An optional module for contract management  
Main focus ..... The solution added value is the integration in a single application of the 4 areas mentioned above  
Strengths according to the vendor ..... The pre-setting of the solution allows the Risk Manager to implement the solution quickly. The link established natively in the solution between feared events, prevention principles and the check of their effective application, enables the most factual understanding of the actual risk incurred, at any level of aggregation within the organisation.  
Solution architecture ..... A single application with several modules

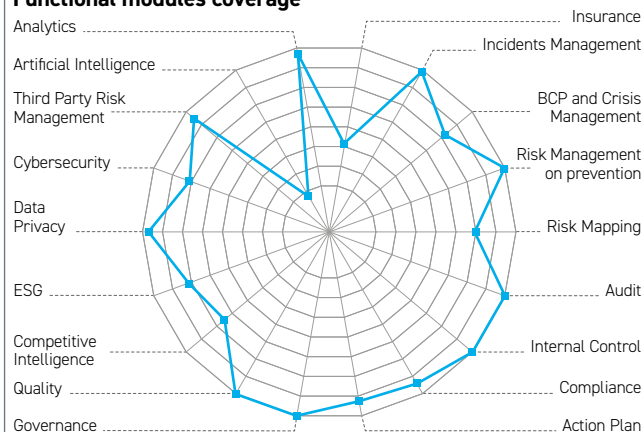
Number of RMIS clients	In Europe	In Africa	In Asia	In North America	In South America	In Oceania
Total	32	0	0	0	0	0
In the last 12 months	2	0	0	0	0	0

Sectors of implemented projects ..... Banking (10%), Insurance (20%), Industry and Services (40%), Public Sector (10%), Others (20%)

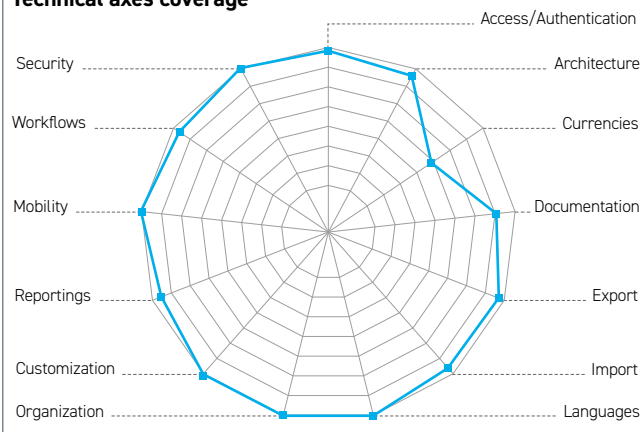
Average number of users per solution ..... From 51 to 100

RMIS average implementation duration ..... 3 to 6 months

### Functional modules coverage\*



### Technical axes coverage\*



(\*) The results calculated on these charts are based on vendors' self-assessment

## NOVASECUR



## NOVASECUR

9, rue du 4 Septembre  
75002, Paris  
France  
www.novasecur.com

## Béatrice ROUILLARD

Sales Manager  
+33 (0) 1 70 983 405 / +33 (0) 7 72 35 26 37  
info@novasecur.com

## VENDOR ID CARD

Creation date ..... 10/02/2010  
Global workforce ..... 21  
RMIS workforce ..... 17  
RMIS implementation workforce ..... 5  
RMIS R&D workforce ..... 6

## Particularities and differentiating factors

MyNovasecur Advanced ©, a unique RMIS/GRC/ERM solution, pioneer in risk management using Analytics and AI. Transversal and collaborative between the 3 lines of defense, it maps weak signals to anticipate risks, alerting on atypical data and recommends controls and actions plans in a simplified 360° reporting interface.

## Area(s) of presence:

- > Africa (North)
- > America (North)
- > Asia (South, East)
- > Europe



## VENDOR'S AVAILABLE SOLUTION(S)

Solution(s) ..... MyNovasecur Advanced © RMIS/ERM/GRC AI/Analytics (Large companies) MyNovasecur© One (SME) MyNovasecur© AI-DATALAB (prediction/atypical detection/data profiling/data sampling) MyNovasecur© AI-DOCULAB (AI NLP & document scoring on Risk, HR, Marketing, Legal) MyNovasecur© Specialty Risks (Cyber, Fraud, Compliance, GDPR, Third Party Analysis, BCP BRP).

Main focus ..... Risk Management

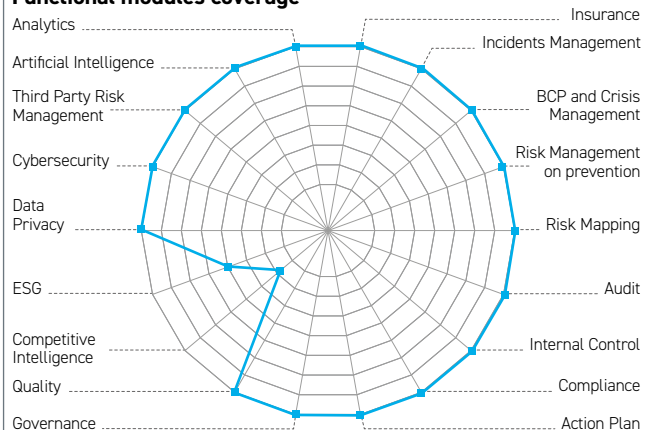
Strengths according to the vendor ..... Use the most complete and technologically advanced cross-functional modular RMIS on the market with intuitive interfaces built by ergonomists. Anticipate invisible risks and increase decision-making performance (action plans, controls, audits) with AI and Analytics. Drive strategically with predictive recommendations on remediation optimization. Leverage investment with only 6 months ROI.

Solution architecture ..... A single application with several modules

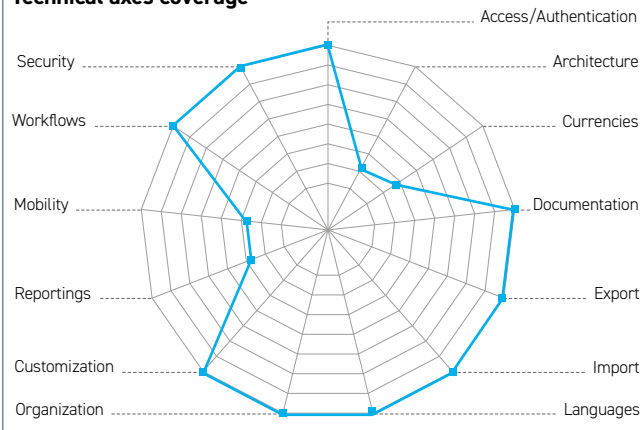
Number of RMIS clients	In Europe	In Africa	In Asia	In North America	In South America	In Oceania
Total	44	1	0	1	0	0
In the last 12 months	6	0	0	0	0	0

Sectors of implemented projects ..... Others (%)  
Average number of users per solution ..... From 201 to 500  
RMIS average implementation duration ..... 4 weeks

## Functional modules coverage\*



## Technical axes coverage\*



(\*) The results calculated on these charts are based on vendors' self-assessment

## ONETRUST

**OneTrust**  
Privacy Management Software

**OneTrust**  
Rue de Prony  
75017, Paris  
France  
www.onetrust.fr

**Brice MAUCLAIRE**  
Country Manager France  
+33 (0) 1 88 54 61 82  
bmauclaire@onetrust.com

## VENDOR ID CARD

Creation date ..... 01/01/2016  
Global workforce .....  
RMIS workforce .....  
RMIS implementation workforce .....  
RMIS R&D workforce .....

## Particularities and differentiating factors

As society redefines risk and opportunity, OneTrust is empowering tomorrow's leaders to succeed through trust with the Trust Intelligence platform. This platform connects privacy, GRC, ethics and ESG teams, data and processes so that all companies can collaborate seamlessly to thrive by doing what's right for people and the planet.

## Area(s) of presence:

- > Africa (North)
- > America
- > Europe



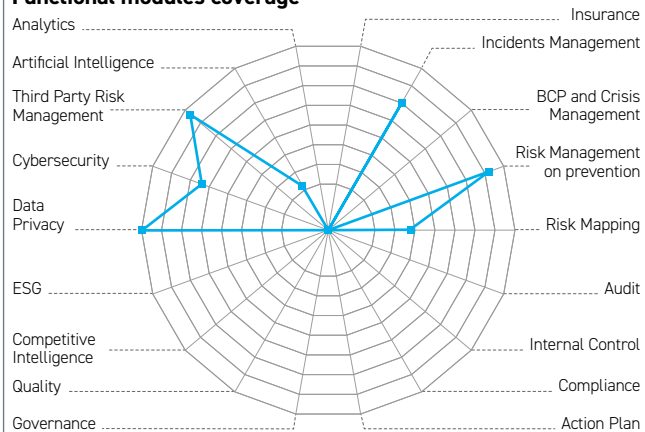
## VENDOR'S AVAILABLE SOLUTION(S)

Solution(s) ..... GRC and Security Assurance Cloud  
Main focus ..... Risk Management  
Strengths according to the vendor ..... Manage regulations, security frameworks, and compliance needs with a unified platform to prioritize and manage risk, implement standard/customized assessments easily, flexible workflows, and integrations to out-of-the-box third-party tools.  
Solution architecture ..... A single application with several modules

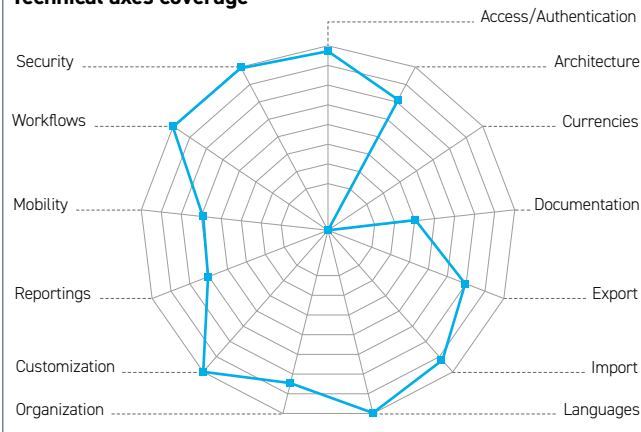
Number of RMIS clients	In Europe	In Africa	In Asia	In North America	In South America	In Oceania
Total	-	-	-	-	-	-
In the last 12 months	-	-	-	-	-	-

Sectors of implemented projects ..... N/A  
Average number of users per solution ..... From 6 to 50  
RMIS average implementation duration ..... 4 months

## Functional modules coverage\*



## Technical axes coverage\*



(\*) The results calculated on these charts are based on vendors' self-assessment

# OPTIMISO GROUP SA



**Optimiso Group SA**  
Chemin JB Vandelle 8  
1290, Versoix  
Switzerland  
www.optimiso-group.com

## Claire LAB

Project Manager attached to the Management  
+41 2 27 55 21 27  
cla@optimiso-group.com

### VENDOR ID CARD

Creation date ..... 01/01/2005  
Global workforce ..... 32  
RMIS workforce ..... 32  
RMIS implementation workforce ..... 8  
RMIS R&D workforce ..... 7

### Particularities and differentiating factors

Optimiso Suite turns regulatory constraints into strengths for the company. Efficient, flexible and useful to everyone, the solution addresses issues of governance, risks, internal control and ISO certifications. Benefit from the experience of 26,000 users and 20 years of field expertise. Our asset: the automation of monitoring controls.

### Area(s) of presence:

- > Africa (West, South)
- > America (Central)
- > Asia (South West)
- > Europe (West, Central)
- > Oceania



### VENDOR'S AVAILABLE SOLUTION(S)

Solution(s) ..... "Optimiso Suite, composed of several modules: Risks; Controls; Processes; Procedures; Incidents; Improvements; Standards & Laws; Related documents; Assets; Business intelligence"

Main focus ..... Internal Control - Compliance

Strengths according to the vendor ..... Intuitive and efficient solution that simplifies the complexity of RMIS. Management monitors the successful completion of controls in real time. It helps employees to carry out controls, read processes and report incidents. Automatic reporting, particularly for auditors (risk mapping, internal control matrix, etc.).

Solution architecture ..... A single application with several modules

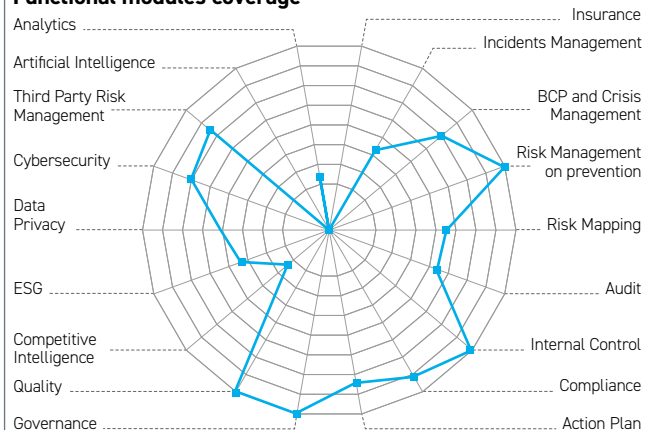
Number of RMIS clients	In Europe	In Africa	In Asia	In North America	In South America	In Oceania
Total	255	3	1	0	4	0
In the last 12 months	34	2	0	0	0	0

Sectors of implemented projects ..... Banking (10%), Insurance (10%), Industry and Services (30%), Public Sector (35%), Others (15%)

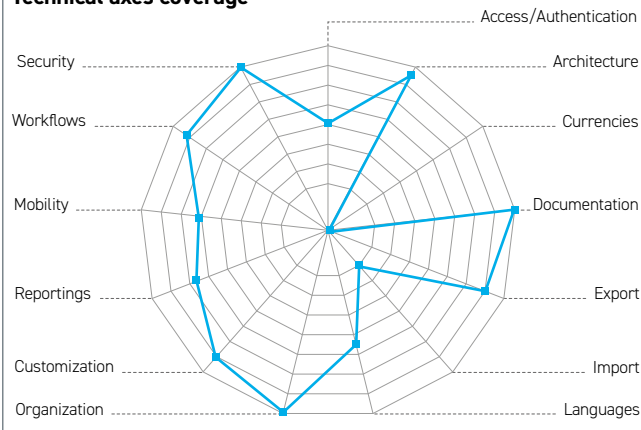
Average number of users per solution ..... From 101 to 200

RMIS average implementation duration ..... 3 months

### Functional modules coverage\*



### Technical axes coverage\*



(\*) The results calculated on these charts are based on vendors' self-assessment

## OXIAL



**Oxial**  
207 Rue de Bercy  
75012, Paris  
France  
www.oxial.net

**Eric BERDEAUX**

CEO  
+41 7 93 78 28 80 / +33 (0) 6 85 24 09 82  
eric.berdeaux@oxial.net

## VENDOR ID CARD

Creation date ..... 01/01/2005  
Global workforce ..... 45  
RMIS workforce ..... 45  
RMIS implementation workforce ..... 15  
RMIS R&D workforce ..... 12

## Particularities and differentiating factors

With over 10,000 users, OXIAL GRC is an integrated, flexible and innovative digital risk and compliance management solution. It integrates all the essential components of governance, risk management, internal control, internal audit, and regulatory compliance on a single modern platform. This solution is distinguished by its unmatched graphical analysis and reporting capabilities at the user's fingertips.

## Area(s) of presence:

- > Africa (North)
- > Europe (West)



## VENDOR'S AVAILABLE SOLUTION(S)

Solution(s) ..... Oxial GRC  
Main focus ..... Risk Management  
Strengths according to the vendor ..... Functional richness, incomparable ROI, Ergonomics and Simplicity. Dynamic calculation of the residual risk level, graphical analysis and reporting tools particularly rich, flexible and in the user's hands.  
Solution architecture ..... A single application with several modules

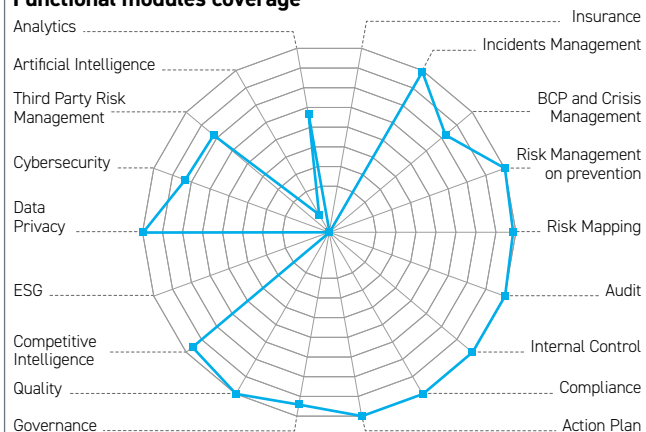
Number of RMIS clients	In Europe	In Africa	In Asia	In North America	In South America	In Oceania
Total	42	10	0	0	0	0
In the last 12 months	8	2	0	0	0	0

Sectors of implemented projects ..... Banking (40%), Insurance (30%), Industry and Services (15%), Public Sector (5%), Others (10%)

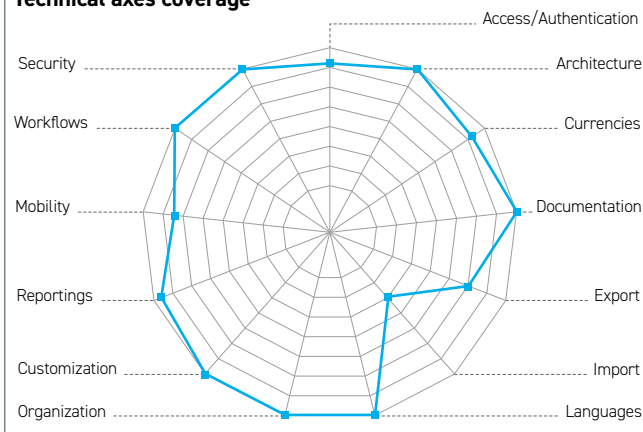
Average number of users per solution ..... From 101 to 200

RMIS average implementation duration ..... 6 months

## Functional modules coverage\*



## Technical axes coverage\*



(\*) The results calculated on these charts are based on vendors' self-assessment

# QUALITADD



**Qualitadd**  
67 Rue d'Aguesseau  
92100, Boulogne-Billancourt  
France  
www.qualitadd.com

**Khalid RAMDANI**  
Head of Business Development  
+33 (0) 1 88 33 75 95 / +33 (0) 6 37 23 09 69  
kramdani@qualitadd.com

## VENDOR ID CARD

Creation date ..... 26/07/2016  
Global workforce ..... 33  
RMIS workforce ..... 20  
RMIS implementation workforce ..... 6  
RMIS R&D workforce ..... 8

### Particularities and differentiating factors

"Qualitadd is a French leader in digital and automated solutions to animate the Governance of organizations. With the particularity of a digital platform that does not require any training, it is the only editor that natively allows a transversal view between Risk Management, Audit and Internal Control; the level of Quality of the data and the evaluation of third parties."

### Area(s) of presence:

- > Africa
- > America (North)
- > Europe
- > Oceania



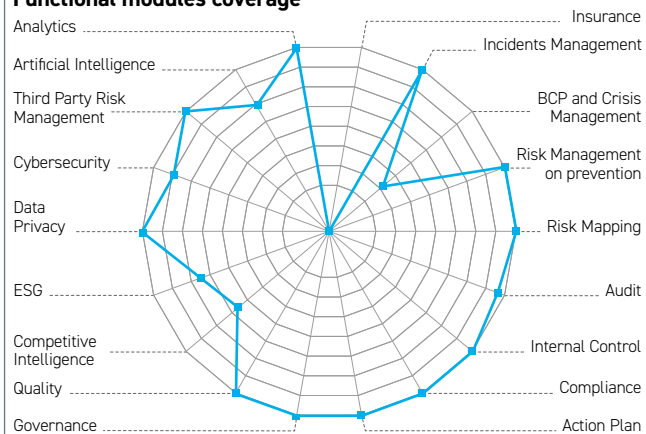
## VENDOR'S AVAILABLE SOLUTION(S)

Solution(s) ..... Qualitadd GRC-ERM  
Main focus ..... Risk Management  
Strengths according to the vendor ..... Modern and accessible ergonomics, ease of deployment, only editor to offer a native link between data quality and risk, advanced connectivity, controlled and transparent costs.  
Solution architecture ..... A single application with several modules

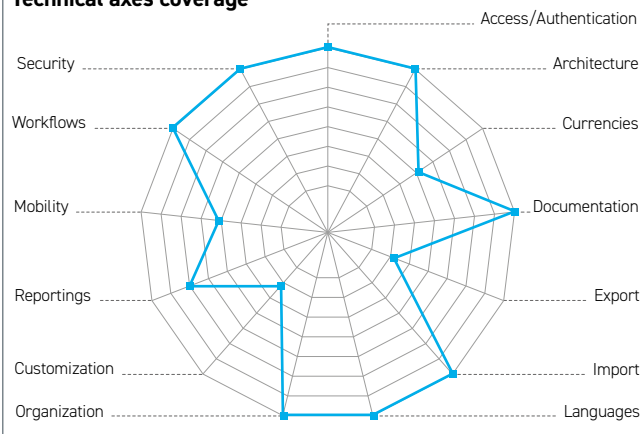
Number of RMIS clients	In Europe	In Africa	In Asia	In North America	In South America	In Oceania
Total	26	3	0	0	0	0
In the last 12 months	14	2	0	0	0	0

Sectors of implemented projects ..... Banking (15%), Insurance (70%), Industry and Services (10%), Public Sector (5%)  
Average number of users per solution ..... From 51 to 100  
RMIS average implementation duration ..... 4 months

### Functional modules coverage\*



### Technical axes coverage\*



(\*) The results calculated on these charts are based on vendors' self-assessment



# RISKHIVE SOFTWARE SOLUTIONS LIMITED



## riskHive Software Solutions Limited

Dilkush  
BS48 4PG, Bristol  
United Kingdom  
www.riskhive.com

## Ian BAKER

Founder  
+44 12 75 54 58 74 / +44 78 18 89 89 97  
ian.baker@riskhive.com

### VENDOR ID CARD

Creation date ..... 15/11/2000  
Global workforce ..... 15  
RMIS workforce ..... 10  
RMIS implementation workforce ..... 4  
RMIS R&D workforce ..... 3

### Particularities and differentiating factors

A system designed to meet customers' needs, specializing in moving from spreadsheets to the database. Fast deployment times on secure private cloud or on-premises. We can reduce training and deployment time, achieving a faster return on investment. The system is complete, including Monte Carlo simulation and analysis, including cost, schedule and carbon.

### Area(s) of presence:

- > America (South)
- > Asia (South East)
- > Europe (West, North, East)
- > Oceania



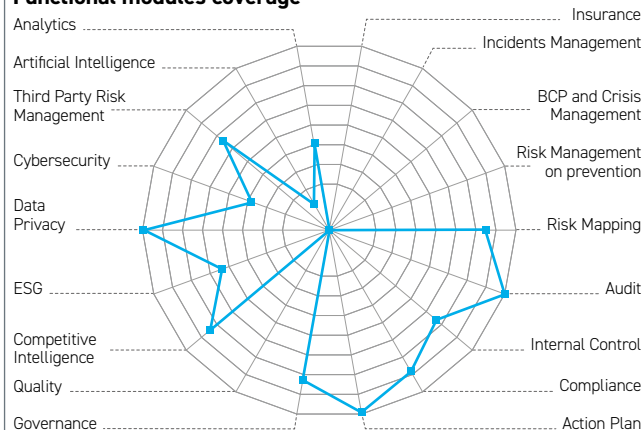
### VENDOR'S AVAILABLE SOLUTION(S)

Solution(s) ..... riskHive Enterprise Risk Manager® - Enterprise Risk Management Solution (Cloud or on-premises) riskHive Arrisca Risk Analyser - audit & insurance tool to help you to understand any spreadsheet and run Monte Carlo Simulation and Analysis  
Main focus ..... Risk Management  
Strengths according to the vendor ..... Provides enterprise-wide risk control and oversight to improve business performance. Centralises, speeds-up and improves risk reporting and disclosure across the portfolio. Rolls- up risk information to provide a clearer foundation for decision making, by improving the articulation and de-duplication of risks, assumptions and issues. Helps compliance with regulations and standards, including emerging risk management  
Solution architecture ..... All our functionality is provided within the same software deployment

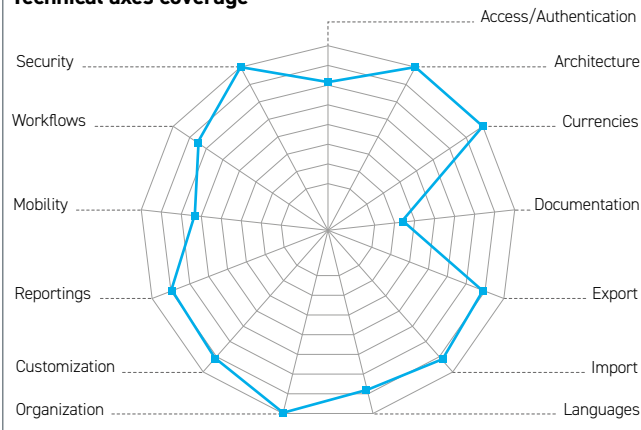
Number of RMIS clients	In Europe	In Africa	In Asia	In North America	In South America	In Oceania
Total	40	7	5	1	5	7
In the last 12 months	8	6	2	1	2	2

Sectors of implemented projects ..... Banking (0%), Insurance (0%), Industry and Services (70%), Public Sector (30%)  
Average number of users per solution ..... From 101 to 200  
RMIS average implementation duration ..... 1 month

### Functional modules coverage\*



### Technical axes coverage\*



(\*) The results calculated on these charts are based on vendors' self-assessment

# RISKID


**RISKID**

Rotterdamseweg 183 C  
2629 HD, Delft  
Netherlands  
www.riskid.nl

**Calvin LEE**

Managing Director  
+31 1 52 68 26 36  
calvin.lee@riskid.nl

**VENDOR ID CARD**

Creation date ..... 24/03/2009  
Global workforce ..... 16  
RMIS workforce ..... 14  
RMIS implementation workforce ..... 6  
RMIS R&D workforce ..... 4

**Particularities and differentiating factors**

RISKID is a risk management tool that focuses on two aspects: Collaboration and Ease of Use. We believe effective risk management can only be achieved by involving all stakeholders and raising their risk awareness. In a very simple and practical way.

**Area(s) of presence:**

- > Africa (West)
- > America (South)
- > Asia (South West, South East, East)
- > Europe (West)


**VENDOR'S AVAILABLE SOLUTION(S)**

Solution(s) ..... RISKID: Collaborative Risk Management solution to involve all stakeholders in the RM process.  
RISKID Compliance: Straightforward Compliance Software. Making risk-based Compliance work.  
RISKID Incidents: Easily register, track and report on incidents.

Main focus ..... Risk Management

Strengths according to the vendor ..... RISKID focuses on collaboration and ease of use. While other vendors just say their software is user-friendly, our software is scientifically proven to be user-friendly. While other vendors just say their software is effective and efficient, our software is scientifically proven to identify and evaluate risks in 60% less time.

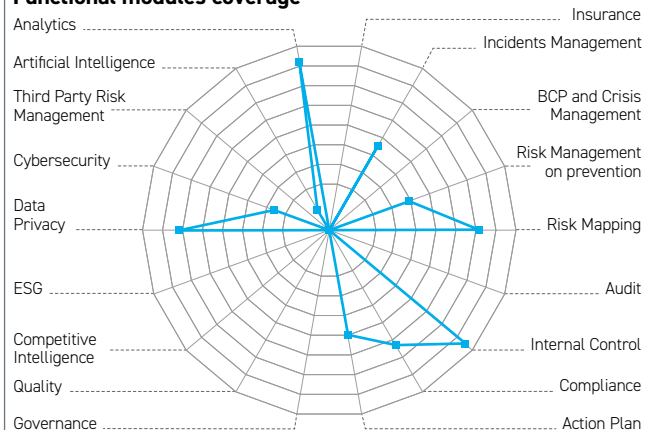
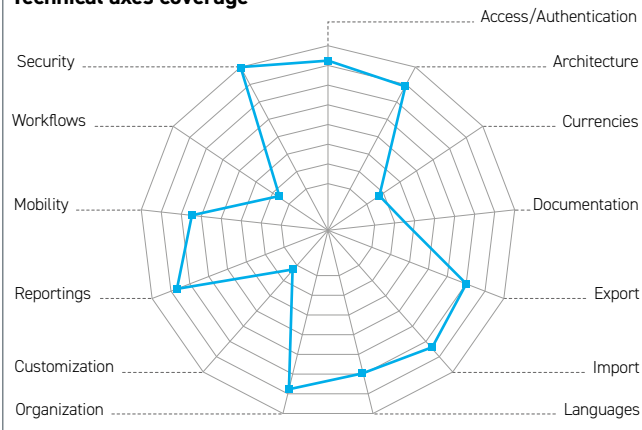
Solution architecture ..... A single application with several modules

Number of RMIS clients	In Europe	In Africa	In Asia	In North America	In South America	In Oceania
Total	98	0	8	0	13	0
In the last 12 months	12	0	4	0	5	0

Sectors of implemented projects ..... Insurance (5%), Industry and Services (25%), Public Sector (50%), Others (20%)

Average number of users per solution ..... From 101 to 200

RMIS average implementation duration ..... 2 months

**Functional modules coverage\***

**Technical axes coverage\***


(\*) The results calculated on these charts are based on vendors' self-assessment



# RISK'N TIC



**Risk'n TIC**  
15 Rue Pierre Brossolette  
93360, Neuilly Plaisance  
France  
www.riskntic.com

**Christophe DELPIERRE**  
Chairman  
+33 (0) 6 71 76 28 46  
christophe.delpierre@riskntic.com

## VENDOR ID CARD

Creation date ..... 30/10/2016  
Global workforce ..... 4  
RMIS workforce .....  
RMIS implementation workforce .....  
RMIS R&D workforce .....

### Particularities and differentiating factors

Risk'n tic: Flexibilité, Innovation, Agilité, Motivation aux services de nos clients et de la cyber sécurité. Risk'n tic: Flexibility, Innovation, Agility, Motivation at the service of our customers and cyber security

### Area(s) of presence:

> Europe (West)



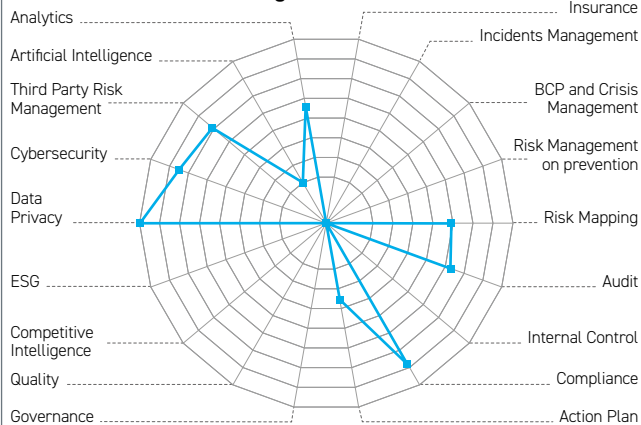
## VENDOR'S AVAILABLE SOLUTION(S)

Solution(s) ..... Risk'n Tic Entreprise  
Main focus ..... Risk Management  
Strengths according to the vendor ..... Risk'n Tic offers a complete solution to improve cyber security. It integrates a CMDB, international repositories coupled with an AI to quickly identify risks (EBIOS RM) and associated action plans. So Compliance or Security?  
Solution architecture ..... A single application with several modules

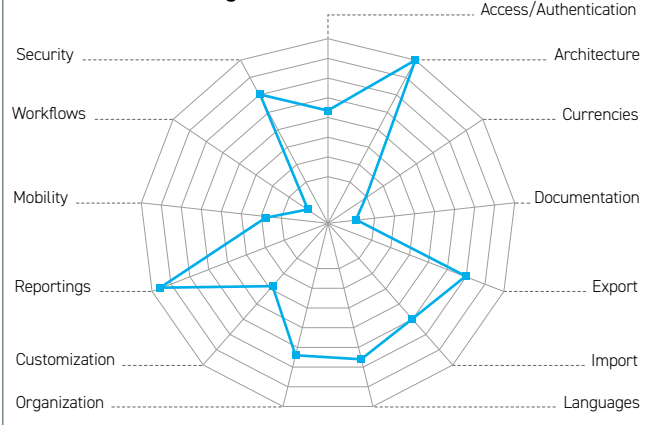
Number of RMIS clients	In Europe	In Africa	In Asia	In North America	In South America	In Oceania
Total	35	0	0	0	0	0
In the last 12 months	0	0	0	0	0	0

Sectors of implemented projects ..... Banking (15%), Industry and Services (30%), Public Sector (40%), Others (15%)  
Average number of users per solution ..... From 6 to 50  
RMIS average implementation duration ..... 1 month

### Functional modules coverage\*



### Technical axes coverage\*



(\*) The results calculated on these charts are based on vendors' self-assessment

# RISKONNECT


**Riskconnect**

1701 Barrett Lakes Blvd  
30144, Kennesaw, GA  
United States  
www.riskconnect.com

**Andrea BRODY**

Chief Marketing Officer  
+1 (770) 790 4700  
andrea.brody@riskconnect.com

**VENDOR ID CARD**

Creation date ..... 01/01/2007  
Global workforce ..... 800  
RMIS workforce ..... 800  
RMIS implementation workforce ..... 240  
RMIS R&D workforce ..... 72

**Particularities and differentiating factors**

Riskconnect is the only risk and compliance solution provider that integrates both operational and strategic risk for end-to-end visibility. Our unique risk correlation technology integrates, connects, and correlates risk relationships to present a clear view of risk impact and influence across the entire extended enterprise.

**Area(s) of presence:**

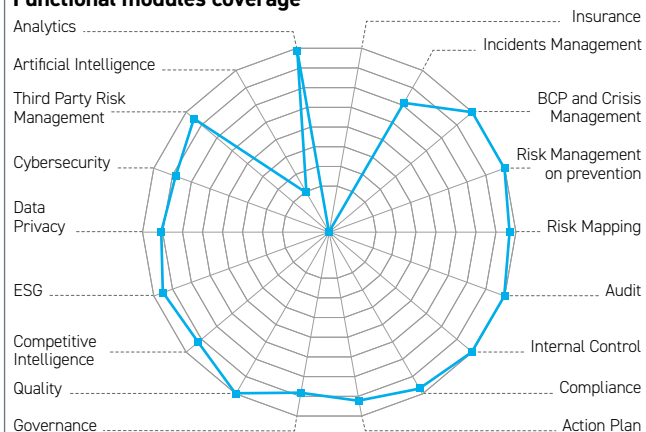
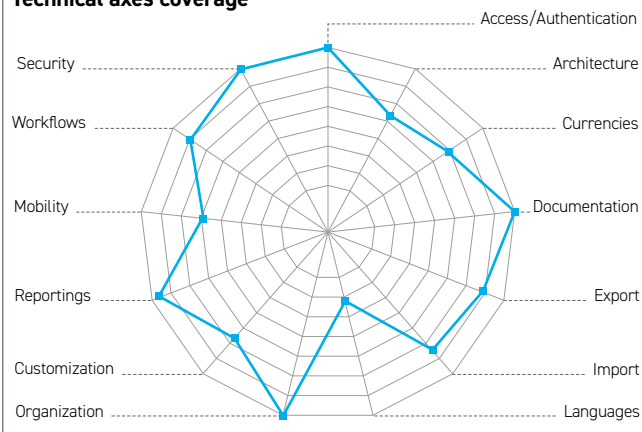
- > Africa
- > America
- > Asia
- > Europe
- > Oceania


**VENDOR'S AVAILABLE SOLUTION(S)**

Solution(s) ..... Riskconnect Integrated Risk Management  
Main focus ..... Risk Management  
Strengths according to the vendor ..... Riskconnect is the largest risk and compliance solution in the market. We are also the only vendor that integrates insurable risk and non-insurable risk to obtain a single view.  
Solution architecture ..... A single application with several modules

Number of RMIS clients	In Europe	In Africa	In Asia	In North America	In South America	In Oceania
Total	515	10	10	1212	5	20
In the last 12 months	60	0	0	68	2	0

Sectors of implemented projects ..... Banking (30%), Insurance (20%), Industry and Services (45%), Public Sector (5%)  
Average number of users per solution ..... From 51 to 100  
RMIS average implementation duration ..... 3 to 9 months

**Functional modules coverage\***

**Technical axes coverage\***


(\*) The results calculated on these charts are based on vendors' self-assessment

# ROK SOLUTION


**ROK Solution**

3 Rue du faubourg St Honoré  
75008, Paris  
France  
www.rok-solution.com

**Nicolas VIZCAINO**

Project Manager  
+33 (0) 1 42 51 81 98 / +33 (0) 7 69 40 72 60  
nicolas.vizcaino@rok-solution.com

**VENDOR ID CARD**

Creation date ..... 29/11/2007  
Global workforce ..... 10  
RMIS workforce ..... 3  
RMIS implementation workforce ..... 2  
RMIS R&D workforce ..... 3

**Particularities and differentiating factors**

"ROK publishes ROK Solution collaborative platform; which is the first on the market, which includes in a cloud based integrated IBPMS, RPA, IA and IAM features. Risks management and compliance, performance indicators and document management, in addition of a native unified communication platform are included in our product offer. In addition, we've also developed a feature which allow our customers managing SAP authorization and segregation of duties since 2019."

**Area(s) of presence:**

> Europe (West)


**VENDOR'S AVAILABLE SOLUTION(S)**

Solution(s) ..... "ROK Solution -> "Risks & Internal control module \* Risks referential definition \* Controls points definition \* Link risks to organization -> "Activities (Process)-Risks" link \* Risks notations (Impact / Probability) \* Defined perimeter (Organization, job family, process etc.) controls evaluation \* Action plans setting while being linked to control points evaluation"

Main focus ..... Risk Management

Strengths according to the vendor ..... ROK availability to link organization, processes, risks, IT and document management in order to form a coherent whole, which allows management to visualize the same information regarding different approaches (Procedure or Risk management lines).

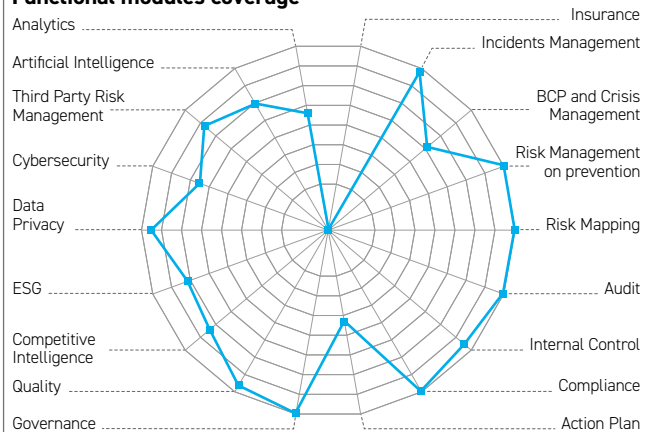
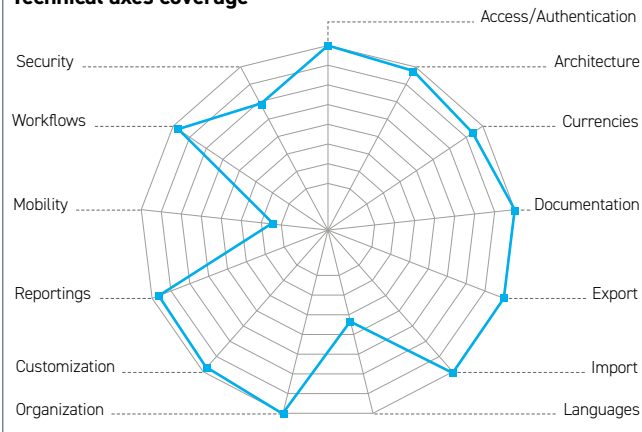
Solution architecture ..... A single application with several modules

Number of RMIS clients	In Europe	In Africa	In Asia	In North America	In South America	In Oceania
Total	2	0	0	0	0	0
In the last 12 months	-	-	-	-	-	-

Sectors of implemented projects ..... Banking (20%), Insurance (10%), Industry and Services (60%), Public Sector (10%)

Average number of users per solution ..... More than 1000

RMIS average implementation duration ..... 9 months

**Functional modules coverage\***

**Technical axes coverage\***


(\*) The results calculated on these charts are based on vendors' self-assessment

SAP

**SAP**

Tour SAP  
92300, Levallois-Perret  
France  
www.sap.com

**Jean-Luc DENÉ**

Presales Solution Advisor  
+33 (0) 1 46 17 70 00 / +33 (0) 6 63 48 75 74  
jean-luc.dene@sap.com

**VENDOR ID CARD**

Creation date ..... 01/04/1972  
Global workforce ..... 112000  
RMIS workforce .....  
RMIS implementation workforce .....  
RMIS R&D workforce .....

**Particularities and differentiating factors**

SAP Governance, Risk and Compliance (GRC) suite offers a unified and integrated solution portfolio including: enterprise risk management, internal control, compliance, data analysis and continuous control monitoring, internal audit, segregation of duties and access risk, detection and prevention of fraud, third-party risk, data protection and privacy, cybersecurity, global trade services, sustainability and CSR, data analytics and data intelligence.

**Area(s) of presence:**

- > Africa
- > America
- > Asia
- > Europe
- > Oceania

**VENDOR'S AVAILABLE SOLUTION(S)**

Solution(s) ..... "SAP Risk Management; Process Control; Financial Compliance Management; Audit Management; SAP Ariba Supplier Risk Management; SAP Access Control; SAP Cloud Identity Access Governance; SAP Access Violation Management by Pathlock; SAP Business Integrity Screening; SAP Enterprise Threat Detection; SAP Privacy Governance; SAP Analytics Cloud; SAP Data Intelligence Cloud; SAP Quality Management; SAP Quality Issue Management; SAP Policy Management; SAP Claims Management..."

Main focus ..... Internal Control - Compliance

Strengths according to the vendor ..... Breadth of automation: Automated Key Risk Indicator monitoring enable not only risk owners to be notified in a timely manner but can also be used to assess the risk automatically.

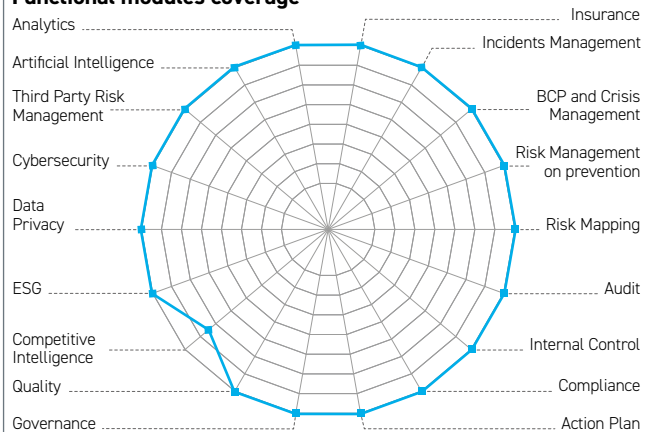
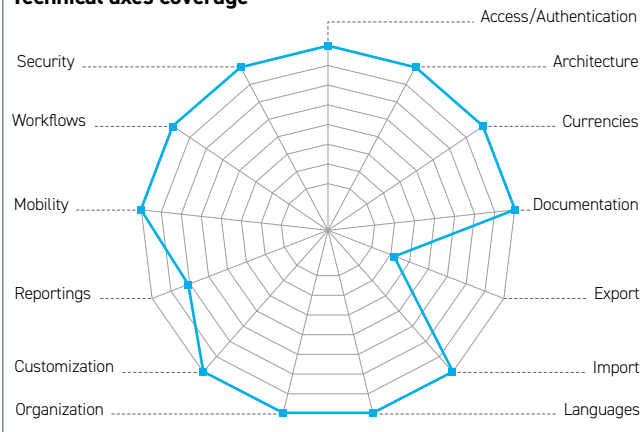
Solution architecture ..... Several distinct applications, but with interfaces

Number of RMIS clients	In Europe	In Africa	In Asia	In North America	In South America	In Oceania
Total	900	90	500	600	300	150
In the last 12 months	80	10	60	50	20	10

Sectors of implemented projects ..... Banking (5%), Insurance (5%), Industry and Services (80%), Public Sector (10%)

Average number of users per solution ..... From 101 to 200

RMIS average implementation duration ..... 4 to 6 months

**Functional modules coverage\*****Technical axes coverage\***

(\*) The results calculated on these charts are based on vendors' self-assessment

# SCHLEUPEN SE



**Schleupen SE**  
67000, Strasbourg  
France  
www.grc.schleupen.de

**Samuel WEIGEL**  
Manager France  
+33 (0) 6 36 91 01 31  
samuel.weigel@schleupen.de

## VENDOR ID CARD

Creation date ..... 01/08/1970  
Global workforce ..... 475  
RMIS workforce ..... 40  
RMIS implementation workforce ..... 10  
RMIS R&D workforce ..... 30

### Particularities and differentiating factors

Schleupen is a family company. For more than 20 years, our goal has been to simplify the tasks around the GRC. Used more than 500 companies of all sizes and sectors, R2C is adaptable to different maturity levels and evolves on the basis of best practices or your specific needs.

### Area(s) of presence:

- > Asia (South West)
- > Europe (West, Central)



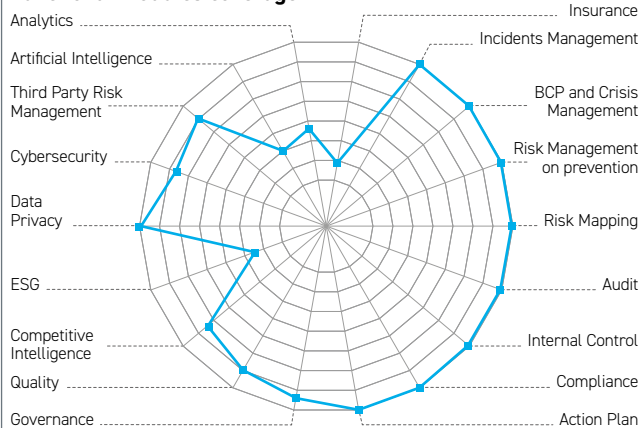
## VENDOR'S AVAILABLE SOLUTION(S)

Solution(s) ..... R2C: Governance, Risk, MC simulation, Compliance, Internal Control, Audit, KPI, policy management, incidents, whistleblowing, information security management system, BCM and GDPR  
Main focus ..... Risk Management  
Strengths according to the vendor ..... integrated and flexibly configurable standard software solution.  
Solution architecture ..... A single application with several modules

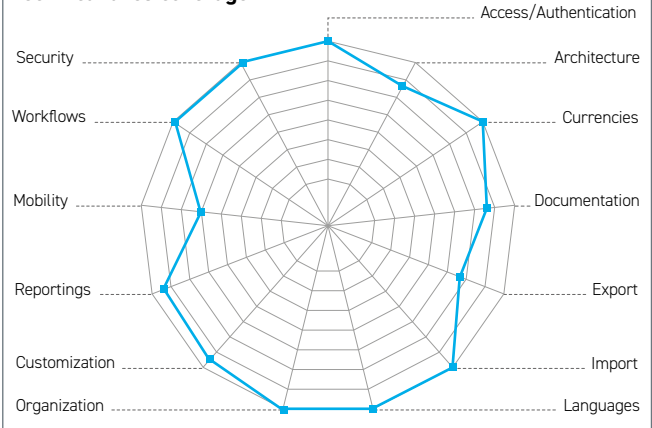
Number of RMIS clients	In Europe	In Africa	In Asia	In North America	In South America	In Oceania
Total	500	0	5	0	0	0
In the last 12 months	35	0	0	0	0	0

Sectors of implemented projects ..... Banking (1%), Insurance (10%), Industry and Services (35%), Public Sector (25%), Others (29%)  
Average number of users per solution ..... From 51 to 100  
RMIS average implementation duration ..... 1 month or less

### Functional modules coverage\*



### Technical axes coverage\*



(\*) The results calculated on these charts are based on vendors' self-assessment

# SERVICENOW

**ServiceNow**

Dueo Building, 5 Boulevard Gallieni  
92130, Issy-les-Moulineaux  
France  
www.servicenow.com

**Drew GARRISON**

Senior Solution Sales - Risk & ESG  
+33 (0) 6 62 34 98 45  
drew.garrison@servicenow.com

**VENDOR ID CARD**

Creation date ..... 01/01/2003  
Global workforce ..... 17000  
RMIS workforce ..... 2300  
RMIS implementation workforce ..... 350  
RMIS R&D workforce ..... 450

**Particularities and differentiating factors**

Organizations need a modern and integrated solution designed for frontline users, that can seamlessly embed Risk Management & Compliance tasks into daily work, while leveraging existing technologies. ServiceNow delivers a platform that helps achieve new levels of efficiency and productivity, while better managing risk, enforcing standards, and improving accountability across the enterprise.

**Area(s) of presence:**

- > Africa
- > America
- > Asia
- > Europe
- > Oceania


**VENDOR'S AVAILABLE SOLUTION(S)**

Solution(s) ..... Integrated Risk Management

Main focus ..... Risk Management

Strengths according to the vendor ..... Reinvent user experience via service portals, dashboards, mobile and chatbots. Focus resources by providing business context and streamlining risk prioritization. Share data across the extended enterprise (including third parties) with a single, integrated platform. Optimize performance through continuous monitoring to detect changes in real-time. Inform decisions via a 360° view of risk and compliance posture.

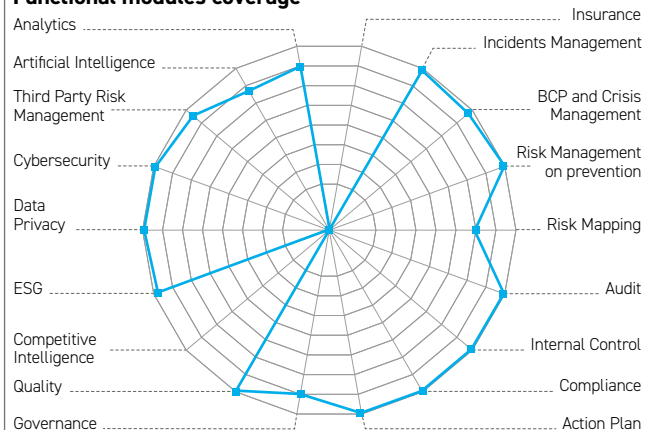
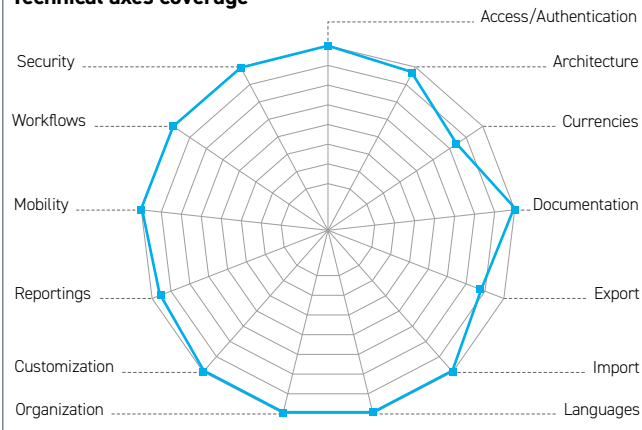
Solution architecture ..... A single application with several modules

Number of RMIS clients	In Europe	In Africa	In Asia	In North America	In South America	In Oceania
Total	315	8	54	660	50	51
In the last 12 months	67	2	12	140	11	11

Sectors of implemented projects ..... Banking (25%), Insurance (15%), Industry and Services (15%), Public Sector (10%), Others (35%)

Average number of users per solution ..... More than 1000

RMIS average implementation duration ..... 3 to 6 months

**Functional modules coverage\***

**Technical axes coverage\***


(\*) The results calculated on these charts are based on vendors' self-assessment



# SMART GLOBAL GOVERNANCE


**Smart Global Governance**

1240 route des dolines  
06560, Valbonne  
France  
www.smartglobalgovernance.com

**Olivier GUILLO**

CEO  
+33 (0) 4 22 13 57 55 / +33 (0) 6 47 05 85 36  
olivier.guillo@smartglobal.com

**VENDOR ID CARD**

Creation date ..... 16/09/2019  
Global workforce ..... 49  
RMIS workforce ..... 2  
RMIS implementation workforce ..... 2  
RMIS R&D workforce ..... 24

**Particularities and differentiating factors**

Integrated risk management solution, modular with 10 modules, preconfigured by geographical area and by business sector in terms of standards and regulations, and easily connectable to internal and external structured and unstructured data. The solution allows management to have a 360 degree view of risks and compliance, and risk and compliance teams to assess and plan actions.

**Area(s) of presence:**

- > Africa (North)
- > America (North, South)
- > Asia (South West)
- > Europe (West, North)
- > Oceania


**VENDOR'S AVAILABLE SOLUTION(S)**

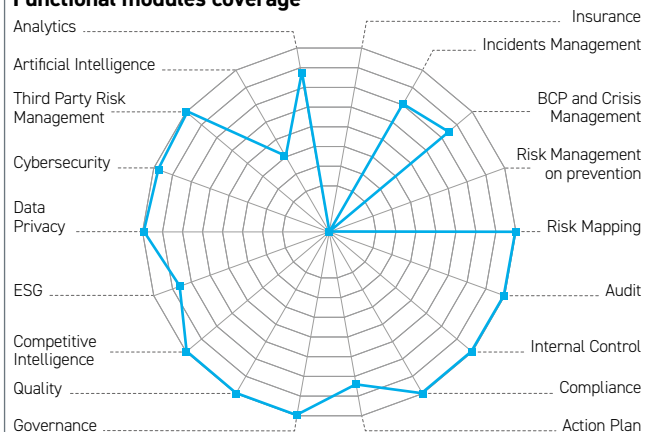
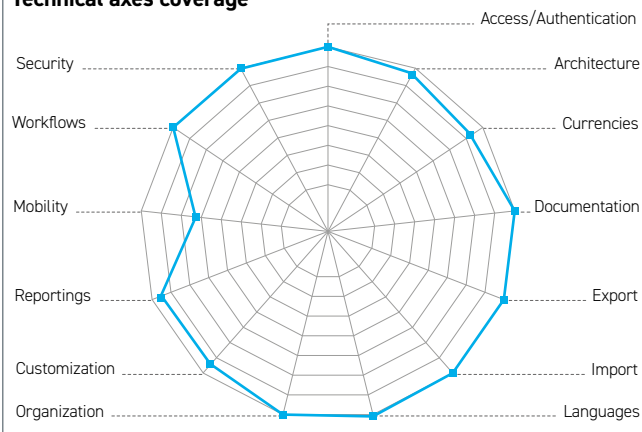
Solution(s) ..... IT Security Risk ESG Risk Third Party Risk Quality Risk Audit and Control Environment, Health and Safety Ethics Data Risk Legal Risk Emerging Risk  
Main focus ..... Risk Management Internal Control, Compliance, Audit  
Strengths according to the vendor ..... A least 30 % of productivity gain thanks to : Preconfigured per industry and organization size  
Out of the box content (standards, regulations, risks, ...) Connectors to existing data (structured / unstructured and internal / external)  
Solution architecture ..... A single application with several modules

Number of RMIS clients	In Europe	In Africa	In Asia	In North America	In South America	In Oceania
Total	50	5	5	10	10	1
In the last 12 months	10	1	2	2	2	1

Sectors of implemented projects ..... Banking (5%), Insurance (10%), Industry and Services (20%), Public Sector (10%), Others (55%)

Average number of users per solution ..... More than 1000

RMIS average implementation duration ..... 4 months

**Functional modules coverage\***

**Technical axes coverage\***


(\*) The results calculated on these charts are based on vendors' self-assessment

## SOFTWARE AG

**Software AG**

Tour Alto / 4, Place des Saisons  
92400, Courbevoie La Défense  
France  
www.softwareag.com

**Nicolas LINSART**

Solutions Engineer  
+33 (0) 1 78 99 70 00 / +33 (0) 6 45 65 32 05  
nicolas.linsart@softwareag.com

**VENDOR ID CARD**

Creation date ..... 01/01/1969  
Global workforce ..... 5000  
RMIS workforce .....  
RMIS implementation workforce .....  
RMIS R&D workforce ..... 100

**Particularities and differentiating factors**

Software AG offers with ARIS an ergonomic and complete solution for Risk Management, Compliance and Audit, to secure companies in the face of regulatory and operational challenges. ARIS also makes it possible to map all the operational processes impacted by the GRC approach and to integrate all the layers of the Enterprise Architecture.

**Area(s) of presence:**

- > Africa
- > America
- > Asia
- > Europe
- > Oceania

**VENDOR'S AVAILABLE SOLUTION(S)**

Solution(s) ..... ARIS consists of the following modules: ARIS Connect (Risk Mapping, Controls, Processes, Applications, ...) and ARIS Risk & Compliance Manager (Risk Execution and Evaluation, Controls, Audits. Incident management and action plans).

Main focus ..... Internal Control - Compliance

Strengths according to the vendor ..... ARIS integrates all GRC concepts and the 3 lines of defense within a centralized and collaborative repository, with assignment to business processes and essential Enterprise Management System elements. Easy to access, equipped with operational dashboards, ARIS supports all Risk Assessment, Controls and Audits activities.

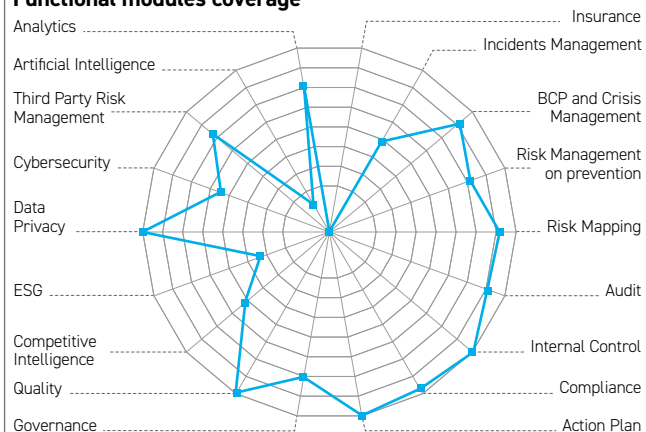
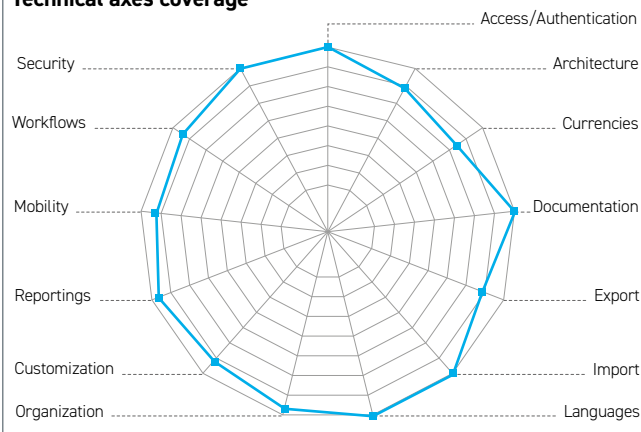
Solution architecture ..... A single application with several modules

Number of RMIS clients	In Europe	In Africa	In Asia	In North America	In South America	In Oceania
Total	80	8	10	10	5	0
In the last 12 months	20	1	0	0	0	0

Sectors of implemented projects ..... Banking (40%), Insurance (25%), Industry and Services (25%), Public Sector (10%)

Average number of users per solution ..... From 51 to 100

RMIS average implementation duration ..... 2 to 4 months

**Functional modules coverage\*****Technical axes coverage\***

(\*) The results calculated on these charts are based on vendors' self-assessment



# TEAMMATE — WOLTERS KLUWER

**TeamMate®**
**TeamMate – Wolters Kluwer**

51 rue Le Peletier  
75009, Paris  
France  
www.tm.wolterskluwer.com

**Alexandre LETAC**

Sales Manager France, Belgium & Luxembourg  
+33 (0) 6 72 39 20 42  
alexandre.letac@wolterskluwer.com

**VENDOR ID CARD**

Creation date ..... 01/01/1994  
Global workforce ..... 19800  
RMIS workforce ..... 250  
RMIS implementation workforce ..... 50  
RMIS R&D workforce ..... 100

**Particularities and differentiating factors**

TeamMate, a business unit of Wolters Kluwer, is one of the world's leading audit expert solutions. Over 3,000 audit and inspections departments, including 400 banks, around the world, of all sizes and in all sectors, use TeamMate+ Audit on a daily basis for their audit work.

**Area(s) of presence:**

- > Africa
- > America
- > Asia
- > Europe
- > Oceania


**VENDOR'S AVAILABLE SOLUTION(S)**

Solution(s) ..... - TeamMate+ audit: Internal audit and Risk Management - TeamMate Analytics: Data Analytics - TeamMate+ Controls: Internal Control - TeamMate+ Agile audit: Agile Auditing

Main focus ..... Audit

Strengths according to the vendor ..... TeamMate+ is specialised in Audit. The solution was created by Auditors for Auditors and is built for purpose to assist audit teams efficiently and effectively move through the audit workflow: From establishing annual plans to planning audits, from fieldwork and execution to reporting, closing audits and follow-up.

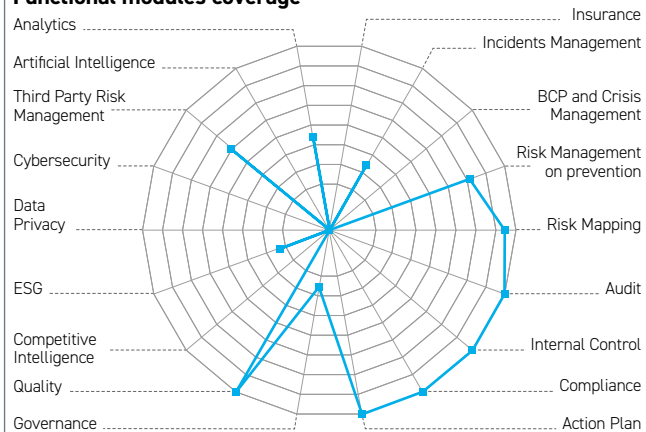
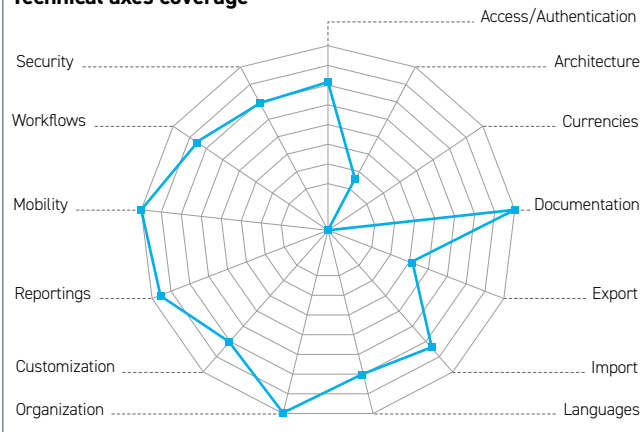
Solution architecture ..... A single application with several modules

Number of RMIS clients	In Europe	In Africa	In Asia	In North America	In South America	In Oceania
Total	-	-	-	-	-	-
In the last 12 months	-	-	-	-	-	-

Sectors of implemented projects ..... Banking (30%), Insurance (10%), Industry and Services (35%), Public Sector (20%), Others (5%)

Average number of users per solution ..... From 6 to 50

RMIS average implementation duration ..... N/A

**Functional modules coverage\***

**Technical axes coverage\***


(\*) The results calculated on these charts are based on vendors' self-assessment

# TUV SUD GLOBAL RISK CONSULTANTS



## TUV SUD Global Risk Consultants

37 rue de la Rochefoucauld  
75009, Paris  
France  
www.tuvsud.com

## Pascal PFEIFFER

Customer Relationship management  
+33 (0) 1 55 34 90 70  
pascal.pfeiffer@tuvsud.com

### VENDOR ID CARD

Creation date ..... 01/01/1950  
Global workforce .....  
RMIS workforce ..... 425  
RMIS implementation workforce .....  
RMIS R&D workforce .....

### Particularities and differentiating factors

Pure unbundled business, no link to any insurance carrier.

### Area(s) of presence:

- > America
- > Asia
- > Europe
- > Oceania



### VENDOR'S AVAILABLE SOLUTION(S)

Solution(s) ..... GRC Connect  
Main focus ..... Risk Management  
Strengths according to the vendor ..... One stop shop for all loss control activities with powerBI capability.  
Solution architecture ..... A single application with several modules

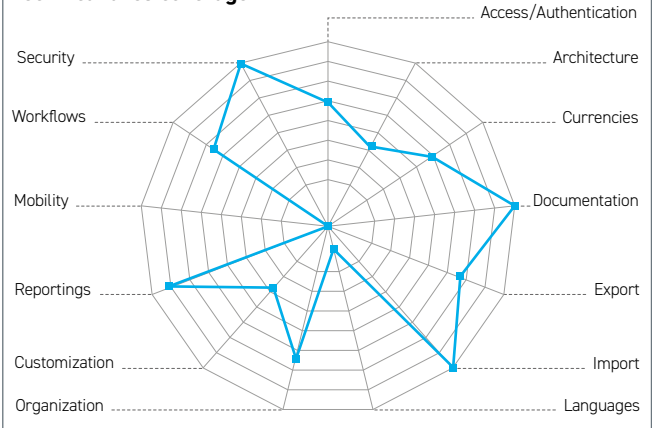
Number of RMIS clients	In Europe	In Africa	In Asia	In North America	In South America	In Oceania
Total	-	-	-	-	-	-
In the last 12 months	-	-	-	-	-	-

Sectors of implemented projects ..... Industry and Services (100%)  
Average number of users per solution ..... From 6 to 50  
RMIS average implementation duration ..... 4 months

### Functional modules coverage\*



### Technical axes coverage\*



(\*) The results calculated on these charts are based on vendors' self-assessment

## VALUES ASSOCIATES



**Values Associates**  
49 RUE DE PONTHEIU  
75008, Paris  
France  
www.values-associates.fr

**Bénédicte DAULL MASSART**  
CEO  
+33 (0) 1 80 88 66 22 / +33 (0) 1 06 19 42 05  
benedicte.daull-massart@values-associates.com

## VENDOR ID CARD

Creation date ..... 05/01/2007  
Global workforce ..... 30  
RMIS workforce ..... 30  
RMIS implementation workforce ..... 5  
RMIS R&D workforce ..... 16

## Particularities and differentiating factors

We are publishers of an innovative no code platform focused on digitizing a variety of activities covering the management of Risks, Internal Control, Internal Audit and Compliance. Everything can be customized. User performance and user experience are central, with a focus on data visualization.

## Area(s) of presence:

- > Africa (West)
- > Asia (Central)
- > Europe (West)



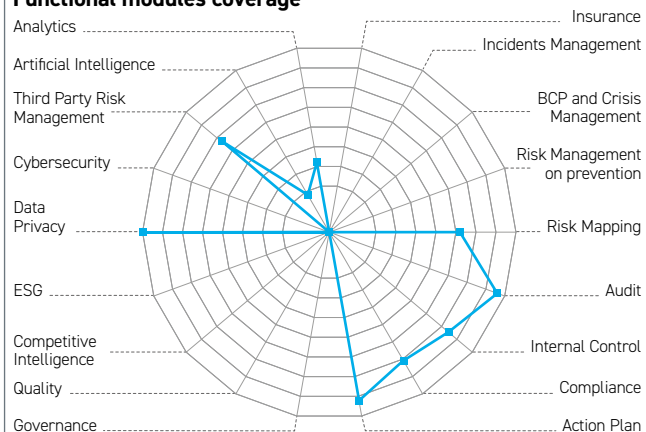
## VENDOR'S AVAILABLE SOLUTION(S)

Solution(s) ..... Solution GRC  
Main focus ..... Risk Management  
Strengths according to the vendor ..... An integrated solution that is intuitive, collaborative, open, rolled out in a matter of weeks. The no code approach allows to customize everything (fields, forms, workflows, action, reporting) so that it can be rapidly adapted to your activities and organisation.  
Solution architecture ..... A single application with several modules

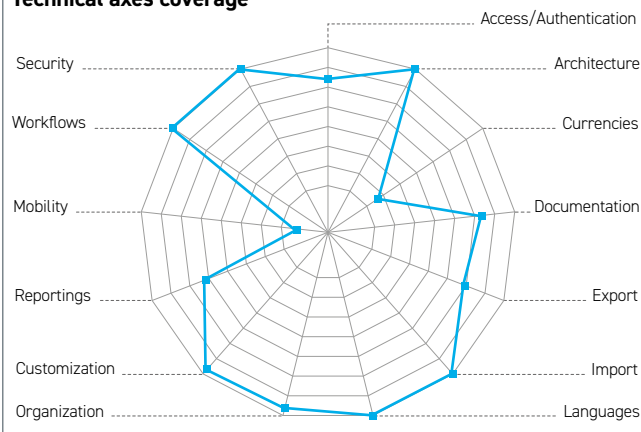
Number of RMIS clients	In Europe	In Africa	In Asia	In North America	In South America	In Oceania
Total	20	1	1	0	0	0
In the last 12 months	4	1	0	0	0	0

Sectors of implemented projects ..... Banking (10%), Insurance (10%), Industry and Services (70%), Public Sector (10%)  
Average number of users per solution ..... From 101 to 200  
RMIS average implementation duration ..... 3 months

## Functional modules coverage\*



## Technical axes coverage\*



(\*) The results calculated on these charts are based on vendors' self-assessment

# VENTIV



**Ventiv**  
30 Eastcheap  
EC3M 1HD, London  
United Kingdom  
www.ventivtech.com

**Steve CLOUTMAN**  
Managing Director  
+44 20 38 17 74 07  
steve.cloutman@ventivtech.com

## VENDOR ID CARD

Creation date ..... 01/09/2014  
Global workforce ..... 500  
RMIS workforce .....  
RMIS implementation workforce .....  
RMIS R&D workforce .....

### Particularities and differentiating factors

Ventiv is a leading global provider of risk management information systems (RMIS), enterprise risk management (ERM), insurance claims, billing, policy, and administration technology integrated with its market-leading analytics and predictive models. With over 45 years' experience, Ventiv has 450+ customers with more than 350,000 users in over 40 countries.

### Area(s) of presence:

- > America (North)
- > Asia (South, South East)
- > Europe (North, Central)
- > Oceania



## VENDOR'S AVAILABLE SOLUTION(S)

Solution(s) ..... Ventiv IRM Ventiv Digital Ventiv Predict

Main focus ..... Risk Management

Strengths according to the vendor ..... Our key differentiators are our Analytics, customer support, and technology. We do not rely on third-party vendors for AI-powered Analytics, and our customers can use built-in models or create their own. Ventiv customers receive daily personalized support, and our solutions are scalable and designed to evolve along with their needs.

Solution architecture ..... A single application with several modules

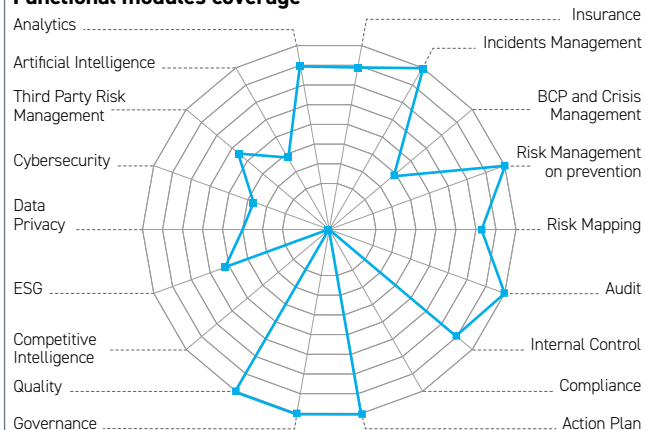
Number of RMIS clients	In Europe	In Africa	In Asia	In North America	In South America	In Oceania
Total	131	0	7	122	0	25
In the last 12 months	6	0	1	3	0	4

Sectors of implemented projects ..... Banking (5%), Insurance (15%), Industry and Services (25%), Public Sector (45%), Others (10%)

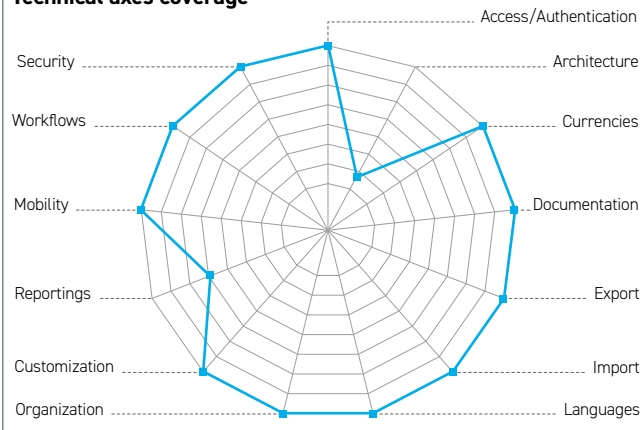
Average number of users per solution ..... From 101 to 200

RMIS average implementation duration ..... 4 to 6 months

### Functional modules coverage\*



### Technical axes coverage\*



(\*) The results calculated on these charts are based on vendors' self-assessment

# VIRTUESPARK GMBH



**VirtueSpark GmbH**  
Christoph Merian-Ring 11  
4153, Reinach  
Switzerland  
www.virtuespark.com

**Pascal BUSCH**  
General Manager  
+41 6 14 13 80 00  
contact@virtuespark.com

## VENDOR ID CARD

Creation date ..... 17/06/2017  
Global workforce ..... 7  
RMIS workforce ..... 4  
RMIS implementation workforce ..... 4  
RMIS R&D workforce ..... 2

### Particularities and differentiating factors

VirtueSpark focuses on integrated risk and decision management. The platform enables to control all operational risk and compliance activities and to connect them with objectives, processes and assets. Led by a vastly experienced team of experts, VirtueSpark offers consultancy and advanced technology to companies large or small.

### Area(s) of presence:

> Europe



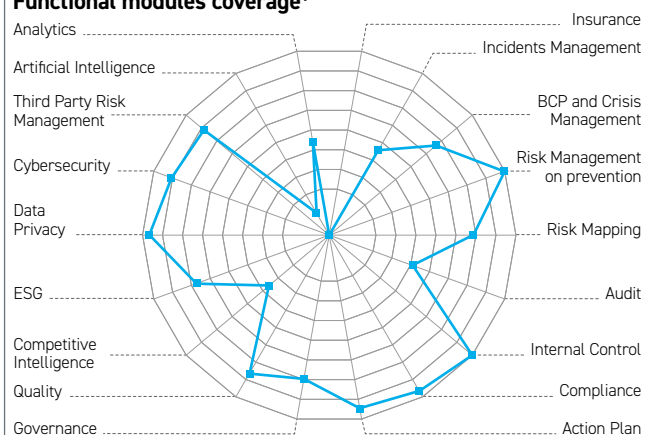
## VENDOR'S AVAILABLE SOLUTION(S)

Solution(s) ..... VirtueSpark Enterprise Platform for GRC  
Main focus ..... Risk Management  
Strengths according to the vendor ..... Aimed at decision-makers and caring to make life simple for the user, VirtueSpark offers an intuitive easy-to-use platform for systemic risk identification across the company and value-chain. Its "autonomous collaboration" features enable operational risk and compliance collaboration across business units, while supporting individual risk management approaches.  
Solution architecture ..... A single application with several modules

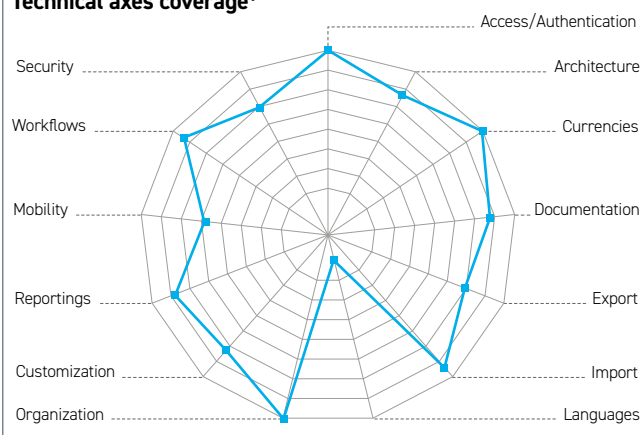
Number of RMIS clients	In Europe	In Africa	In Asia	In North America	In South America	In Oceania
Total	4	0	0	0	0	0
In the last 12 months	2	0	0	0	0	0

Sectors of implemented projects ..... Banking (50%), Insurance (50%)  
Average number of users per solution ..... From 101 to 200  
RMIS average implementation duration ..... 3 months

### Functional modules coverage\*



### Technical axes coverage\*



(\*) The results calculated on these charts are based on vendors' self-assessment

## VISIATIV (iPORTA)



## VISIATIV (iPORTA)

212 rue de Bercy  
75012, Paris  
France  
www.visiativ.com

## Christophe BOUVARD

Managing Director  
+33 (0) 9 69 32 22 23 / +33 (0) 6 37 85 89 17  
christophe.bouvard@visiativ.com

## VENDOR ID CARD

Creation date ..... 05/04/2004  
Global workforce ..... 1100  
RMIS workforce ..... 25  
RMIS implementation workforce ..... 20  
RMIS R&D workforce ..... 20

## Particularities and differentiating factors

VISIATIV publishes and integrates a collaborative RIMS platform for its clients to manage Risks and Insurance Data. iSIGR is a collaborative platform adapted for your actual environment and ready to your future evolutions.

## Area(s) of presence:

- > Africa (North, South)
- > America (North)
- > Europe (West, North)



## VENDOR'S AVAILABLE SOLUTION(S)

Solution(s) ..... VISIATIV-SIGR platform including : - Repository of insured assets (Collection of values) - Policies & Premiums - Claims - Prevention - Risk grids & Action plans - Geo-decisional vision - Insurance certificate - Chatbot  
Main focus ..... Insurance Management  
Strengths according to the vendor ..... VISIATIV-iSIGR, a collaborative and cross-functional platform on Risk and Insurance Management with geolocation of data (sites, Risks, insured values, ...). Userfriendly, multilingual, customizable and modular, iSIGR allows to unify all the Risk and Insurance actors on a secure, unique and shared space that allows you to manage your activity.  
Solution architecture ..... A single application with several modules

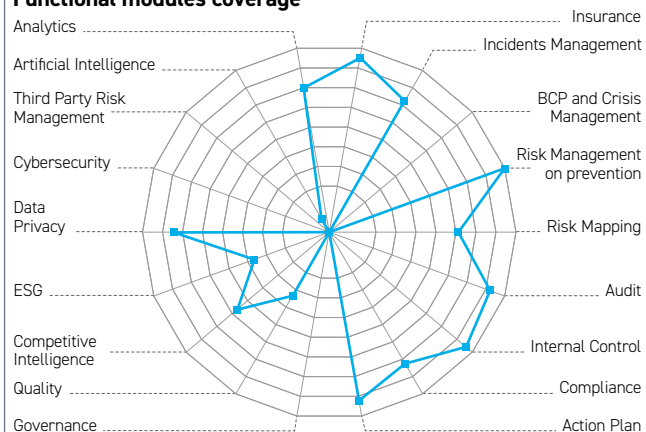
Number of RMIS clients	In Europe	In Africa	In Asia	In North America	In South America	In Oceania
Total	16	0	0	0	0	0
In the last 12 months	1	0	0	0	0	0

Sectors of implemented projects ..... Insurance (20%), Industry and Services (80%)

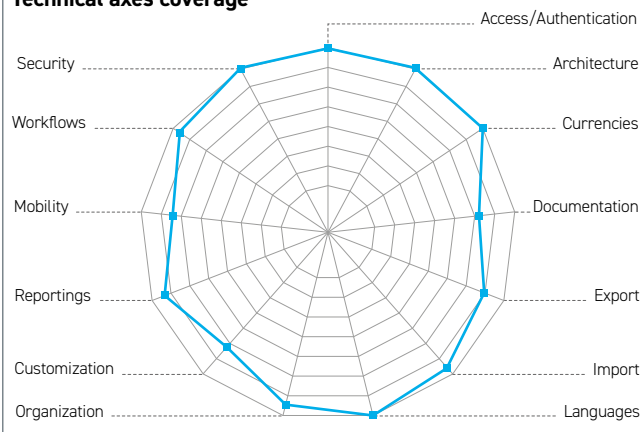
Average number of users per solution ..... From 101 to 200

RMIS average implementation duration ..... 4 months

## Functional modules coverage\*



## Technical axes coverage\*



(\*) The results calculated on these charts are based on vendors' self-assessment



# WORKIVA



**Workiva**  
4 rue Jules Lefebvre  
75009, Paris  
France  
www.workiva.fr

## Vincent GUILLARD

Senior Regional Marketing Manager - Southern Europe  
+33 (0) 6 24 40 95 98 / +33 (0) 6 24 40 95 98  
vincent.guillard@workiva.com

### VENDOR ID CARD

Creation date ..... 01/08/2008  
Global workforce ..... 2100  
RMIS workforce .....  
RMIS implementation workforce .....  
RMIS R&D workforce .....

### Particularities and differentiating factors

Workiva is the world's leading connected reporting and compliance platform. Establish a connected, transparent, and continuous GRC reporting process within the Workiva platform. Workiva enables you to connect data across outputs with complete control, from early risk identification to final reports.

### Area(s) of presence:

- > Africa (South)
- > America
- > Asia
- > Europe
- > Oceania



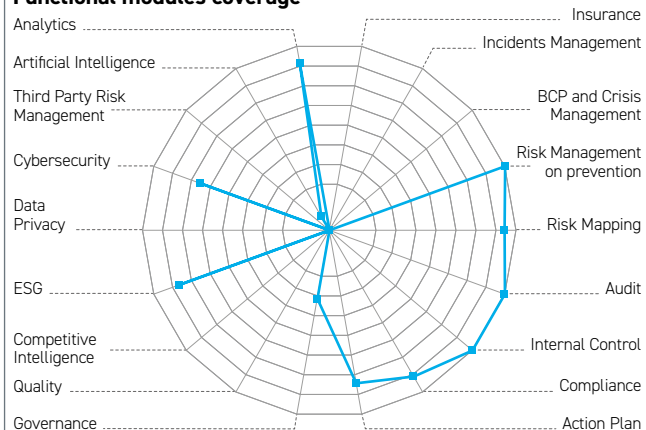
### VENDOR'S AVAILABLE SOLUTION(S)

Solution(s) ..... Enterprise Risk Management Internal Controls Management Internal Audit Management SOX Management Policy & Procedures Certifications / Attestations Operational Risk Management CASS IT Risk Management  
Main focus ..... All solutions exist within the cloud platform and carry the same level of focus from Workiva.  
Strengths according to the vendor ..... Unify people, processes and data to deliver accurate reports required by regulators, leadership and shareholders. Workiva connects data with context across spreadsheets, documents and presentations to increase trust in your outputs. Improve productivity with built-in workflow and automation that scales to teams of all sizes.  
Solution architecture ..... A single application with several modules

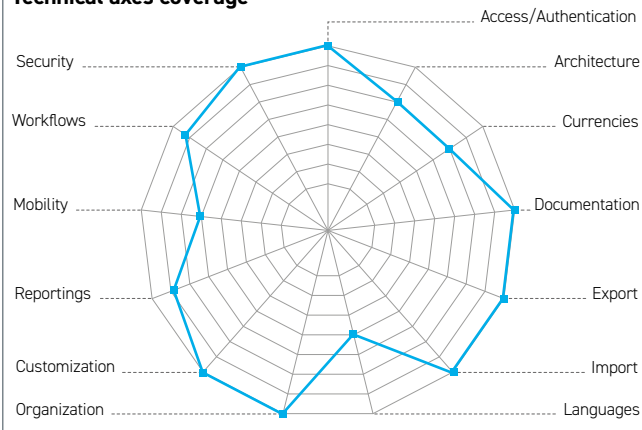
Number of RMIS clients	In Europe	In Africa	In Asia	In North America	In South America	In Oceania
Total	145	25	11	3192	49	4
In the last 12 months	28	6	5	200	11	2

Sectors of implemented projects ..... Banking (8%), Insurance (13%), Industry and Services (4%), Public Sector (2%), Others (73%)  
Average number of users per solution ..... From 6 to 50  
RMIS average implementation duration ..... 2 months

### Functional modules coverage\*



### Technical axes coverage\*



(\*) The results calculated on these charts are based on vendors' self-assessment

## APPENDIX 1

## Risk Managers' respondents geographical presence

REGIONS	COUNTRIES
Africa Central	Cameroon
Africa North	Algeria, Morocco
Africa West	Benin, Burkina Faso, Gambia, Guinea, Ivory Coast, Mali, Senegal
America Central	Anguilla
America South	Argentina, Colombia
Asia East	South Korea
Asia South East	Philippines, Singapore
Europe Central	Bulgaria, Denmark, Finland, Greece, Italy, Malta, Monaco, Portugal, Spain, Sweden, Turkey, United Kingdom
Europe North	Denmark, Finland, United Kingdom, Sweden
Europe West	Belarus, Belgium, Czech Republic, France, Germany, Luxembourg, Netherlands, Switzerland



## APPENDIX 2

## Vendors' geographical presence

REGIONS	COUNTRIES
<b>Africa Central</b>	Acuredge (DEVOTEAM) - ALL4TEC - AMETHYSTE - Arengi - CISS - Diligent - DIOT SIACI - EGERIE - ENABLON - FDU Conseil - Grace Connect - KerMobile Solutions - LexisNexis - Make IT Safe - MEGA International - NANOCODE - Qualitadd - Riskconnect - SAP - ServiceNow - Software AG - TeamMate - Wolters Kluwer
<b>Africa East</b>	1-One - Acuredge (DEVOTEAM) - ALL4TEC - AMETHYSTE - Arengi - CALPANA - Challenge Optimum - CISS - Diligent - DIOT SIACI - EGERIE - ENABLON - FDU Conseil - Grace Connect - KerMobile Solutions - LexisNexis - Make IT Safe - MEGA International - NANOCODE - Qualitadd - Riskconnect - SAP - ServiceNow - Software AG - TeamMate - Wolters Kluwer
<b>Africa North</b>	Acuredge (DEVOTEAM) - ALL4TEC - AMETHYSTE - Archer - Arengi - CALPANA - CISS - Diligent - DIOT SIACI - eFront/BLACKROCK - EGERIE - ENABLON - FDU Conseil - Grace Connect - KerMobile Solutions - LexisNexis - Make IT Safe - MEGA International - NANOCODE - NOVASECUR - OneTrust - Oxial - Qualitadd - Riskconnect - SAP - ServiceNow - Smart Global Governance - Software AG - TeamMate - Wolters Kluwer - VISIATIV (iPORTA)
<b>Africa West</b>	Acuredge (DEVOTEAM) - ALL4TEC - AMETHYSTE - Arengi - Challenge Optimum - CISS - DELTA RM - Diligent - DIOT SIACI - eFront/BLACKROCK - EGERIE - ENABLON - FDU Conseil - KerMobile Solutions - LexisNexis - Make IT Safe - MEGA International - My Risk Committee - NANOCODE - Optimiso Group - Qualitadd - RISKID - Riskconnect - SAP - ServiceNow - Software AG - TeamMate - Wolters Kluwer - Values Associates
<b>Africa South</b>	Acuredge (DEVOTEAM) - ALL4TEC - Arengi - CISS - Diligent - DIOT SIACI - eFront/BLACKROCK - EGERIE - ENABLON - FDU Conseil - Grace Connect - KerMobile Solutions - LexisNexis - Make IT Safe - MEGA International - NANOCODE - Optimiso Group - Qualitadd - Riskconnect - SAP - ServiceNow - Software AG - TeamMate - Wolters Kluwer - VISIATIV (iPORTA) - Workiva
<b>America Central</b>	ALL4TEC - AMETHYSTE - Archer - CALPANA - CERRIX - CISS - Diligent - eFront/BLACKROCK - EGERIE - FDU Conseil - KerMobile Solutions - LexisNexis - Make IT Safe - MEGA International - NANOCODE - OneTrust - Optimiso Group - Riskconnect - SAP - ServiceNow - Software AG - TeamMate - Wolters Kluwer - TUV SUD - Workiva
<b>America North</b>	ALL4TEC - Archer - Arengi - AuditBoard - CALPANA - CISS - DELTA RM - Diligent - DIOT SIACI - eFront/BLACKROCK - EGERIE - ENABLON - FDU Conseil - Grace Connect - KerMobile Solutions - LexisNexis - Make IT Safe - MAPTYCS - MEGA International - My Risk Committee - NANOCODE - NOVASECUR - OneTrust - Qualitadd - Riskconnect - SAP - ServiceNow - Smart Global Governance - Software AG - TeamMate - Wolters Kluwer - TUV SUD - Ventiv - VISIATIV (iPORTA) - Workiva
<b>America South</b>	ALL4TEC - AMETHYSTE - Archer - CALPANA - CISS - Diligent - eFront/BLACKROCK - EGERIE - ENABLON - FDU Conseil - KerMobile Solutions - LexisNexis - Make IT Safe - MEGA International - OneTrust - riskHive - RISKID - Riskconnect - SAP - ServiceNow - Smart Global Governance - Software AG - TeamMate - Wolters Kluwer - TUV SUD - Workiva
<b>Asia Central</b>	ALL4TEC - AMETHYSTE - CISS - Diligent - DIOT SIACI - eFront/BLACKROCK - EGERIE - KerMobile Solutions - Make IT Safe - MEGA International - NANOCODE - Riskconnect - SAP - ServiceNow - Software AG - TeamMate - Wolters Kluwer - TUV SUD - Values Associates - Workiva
<b>Asia East</b>	ALL4TEC - CALPANA - CISS - Diligent - DIOT SIACI - EGERIE - ENABLON - KerMobile Solutions - Make IT Safe - MEGA International - NANOCODE - NOVASECUR - RISKID - Riskconnect - SAP - ServiceNow - Software AG - TeamMate - Wolters Kluwer - TUV SUD - Workiva
<b>Asia North</b>	ALL4TEC - Archer - CISS - Diligent - DIOT SIACI - eFront/BLACKROCK - EGERIE - KerMobile Solutions - Make IT Safe - MEGA International - Riskconnect - SAP - ServiceNow - Software AG - TeamMate - Wolters Kluwer - TUV SUD - Workiva
<b>Asia South</b>	ALL4TEC - AMETHYSTE - CALPANA - CISS - Diligent - DIOT SIACI - eFront/BLACKROCK - EGERIE - KerMobile Solutions - Make IT Safe - MEGA International - NANOCODE - NOVASECUR - Riskconnect - SAP - ServiceNow - Software AG - TeamMate - Wolters Kluwer - TUV SUD - Ventiv - Workiva
<b>Asia South East</b>	ALL4TEC - AMETHYSTE - CALPANA - CISS - Diligent - DIOT SIACI - Grace Connect - KerMobile Solutions - LexisNexis - Make IT Safe - MAPTYCS - MEGA International - NANOCODE - riskHive - RISKID - Riskconnect - SAP - ServiceNow - Software AG - TeamMate - Wolters Kluwer - TUV SUD - Ventiv - Workiva
<b>Asia South West</b>	ALL4TEC - AMETHYSTE - Archer - Challenge Optimum - CISS - Diligent - DIOT SIACI - eFront/BLACKROCK - EGERIE - KerMobile Solutions - Make IT Safe - MEGA International - NANOCODE - Optimiso Group - RISKID - Riskconnect - SAP - Schleppen - ServiceNow - Smart Global Governance - Software AG - TeamMate - Wolters Kluwer - TUV SUD - Workiva
<b>Europe Central</b>	Acuredge (DEVOTEAM) - ALL4TEC - AMETHYSTE - Archer - Arengi - CALPANA - CERRIX - Challenge Optimum - CISS - DELTA RM - Diligent - DIOT SIACI - eFront/BLACKROCK - EGERIE - ENABLON - FDU Conseil - Grace Connect - KerMobile Solutions - LexisNexis - Make IT Safe - MEGA International - NANOCODE - NOVASECUR - OneTrust - Optimiso Group - Qualitadd - Riskconnect - SAP - Schleppen - ServiceNow - Software AG - TeamMate - Wolters Kluwer - TUV SUD - Ventiv - VirtueSpark - Workiva
<b>Europe East</b>	Acuredge (DEVOTEAM) - ALL4TEC - AMETHYSTE - Archer - Arengi - CALPANA - CERRIX - CISS - DELTA RM - Diligent - DIOT SIACI - eFront/BLACKROCK - ENABLON - FDU Conseil - Grace Connect - KerMobile Solutions - LexisNexis - Make IT Safe - MEGA International - NANOCODE - NOVASECUR - OneTrust - Qualitadd - riskHive - Riskconnect - SAP - ServiceNow - Software AG - TeamMate - Wolters Kluwer - TUV SUD - VirtueSpark - Workiva
<b>Europe North</b>	Acuredge (DEVOTEAM) - ALL4TEC - AMETHYSTE - Archer - Arengi - CALPANA - CERRIX - CISS - DELTA RM - Diligent - DIOT SIACI - eFront/BLACKROCK - EGERIE - ENABLON - FDU Conseil - Grace Connect - Inclus - KerMobile Solutions - LexisNexis - Make IT Safe - MEGA International - My Risk Committee - NANOCODE - ngCompliance - NOVASECUR - OneTrust - Qualitadd - riskHive - Riskconnect - SAP - ServiceNow - Smart Global Governance - Software AG - TeamMate - Wolters Kluwer - TUV SUD - Ventiv - VirtueSpark - VISIATIV (iPORTA) - Workiva
<b>Europe West</b>	1-One - Acuredge (DEVOTEAM) - ALL4TEC - AMETHYSTE - Archer - Arengi - CALPANA - CERRIX - Challenge Optimum - CISS - DELTA RM - Diligent - DIOT SIACI - eFront/BLACKROCK - EGERIE - ENABLON - FDU Conseil - GBTEC - Grace Connect - KerMobile Solutions - LexisNexis - Make IT Safe - MAPTYCS - MEGA International - My Risk Committee - NANOCODE - ngCompliance - NOVASECUR - OneTrust - Optimiso Group - Oxial - Qualitadd - riskHive - RISKID - Risk'n TIC - Riskconnect - ROK Solution - SAP - Schleppen - ServiceNow - Smart Global Governance - Software AG - TeamMate - Wolters Kluwer - TUV SUD - Values Associates - VirtueSpark - VISIATIV (iPORTA) - Workiva
<b>Oceania</b>	ALL4TEC - AMETHYSTE - Archer - CALPANA - CISS - Diligent - eFront/BLACKROCK - EGERIE - KerMobile Solutions - Make IT Safe - MEGA International - NANOCODE - Optimiso Group - Qualitadd - riskHive - Riskconnect - SAP - ServiceNow - Smart Global Governance - Software AG - TeamMate - Wolters Kluwer - TUV SUD - Ventiv - Workiva

## APPENDIX 3

## Description of functional modules and technical axes

## Functional modules

<b>Insurance Management</b>	<ul style="list-style-type: none"> <li>&gt; Premium allocation management</li> <li>&gt; Calculation of premiums pursuant to regulations and contracts</li> <li>&gt; Follow-up of premium payment history</li> <li>&gt; Management of Insurance portfolios</li> <li>&gt; Budget simulations</li> <li>&gt; Tax identification and follow-up</li> </ul>
<b>Incidents Management</b>	<ul style="list-style-type: none"> <li>&gt; Description and follow-up (including financial impact) of incidents managed centrally or not, non-Compliance, legal proceedings, losses, conditional alerts, etc.</li> <li>&gt; History of financial valuation including compensation process follow-up by item (medical expenses, damages, material and immaterial damages, etc.)</li> </ul>
<b>BCP and Crisis Management</b>	<ul style="list-style-type: none"> <li>&gt; Formalization and use of BCP models</li> <li>&gt; Impact on Activities Assessment (IAA) and interface with the corporate directory</li> <li>&gt; Maintenance in operational conditions (MOC); Asset management</li> <li>&gt; Crisis Management support</li> </ul>
<b>Risk Management</b>	<ul style="list-style-type: none"> <li>&gt; Description and management of Risks inspections (planning, documentation, monitoring, etc.)</li> <li>&gt; Monitoring of Prevention reports and associated notes</li> <li>&gt; Monitoring of Compliance with regulations and internal or external standards</li> <li>&gt; Library of prevention / protection measures</li> <li>&gt; Follow-up of recommendations</li> </ul>
<b>Risk Mapping</b>	<ul style="list-style-type: none"> <li>&gt; Risk Identification and formalization, Management of a Risk Library, Linkage to strategic objectives</li> <li>&gt; Risk Evaluation (qualitative or quantitative) and Prioritization</li> <li>&gt; Risk Indicator Monitoring, Alert thresholds</li> <li>&gt; Credit, Market and Financial Risk Management (Basel 3)</li> </ul>
<b>Audit</b>	<ul style="list-style-type: none"> <li>&gt; Audit plan management</li> <li>&gt; Management of Auditing missions, schedules and work programs</li> </ul>
<b>Internal Control</b>	<ul style="list-style-type: none"> <li>&gt; Identification of controls and link with processes</li> <li>&gt; Management of self assessment campaigns</li> </ul>
<b>Compliance</b>	> Compliance with regulations, internal or external standards (interfaces with content providers), self assessments
<b>Action Plan</b>	> Actions and Action Plans management (allocation, planning follow-up...)
<b>Governance</b>	<ul style="list-style-type: none"> <li>&gt; Management of the organization, Risk Management policies and decisions</li> <li>&gt; Dashboards with key indicators, budget management</li> </ul>
<b>Quality Management</b>	> Management of processes, objectives, Quality indicators, non-compliant products, preventive and corrective actions, specific procedures, etc.
<b>Competitive Intelligence</b>	<ul style="list-style-type: none"> <li>&gt; Management of intelligence and information analysis, business intelligence, technology watch</li> <li>&gt; Information gathering, treatment, publishing and filing</li> </ul>
<b>ESG</b>	<ul style="list-style-type: none"> <li>&gt; Ability to manage Sustainability program (metrics, analysis, reporting)</li> <li>&gt; Ability to support different protocol out of the box: GHG, Emission scope...</li> <li>&gt; Ability to manage CSR initiatives and other related activities</li> </ul>
<b>Cybersecurity</b>	<ul style="list-style-type: none"> <li>&gt; Ability to scope ISMS and document Statement of Applicability</li> <li>&gt; Manage security incidents and vulnerabilities</li> <li>&gt; Vulnerability Scans</li> </ul>
<b>Data Privacy</b>	<ul style="list-style-type: none"> <li>&gt; Perform initial Data Privacy assessment and impact assessment</li> <li>&gt; Ability to monitor Compliance policy to Data Privacy and detect and manage breaches</li> <li>&gt; Data Privacy reporting library ready to use for Compliance purposes</li> </ul>
<b>Third Party Risk Management (New axis 2021)</b>	<ul style="list-style-type: none"> <li>&gt; Provision of third-party libraries</li> <li>&gt; Enable the set-up, distribution, delegation, collection and follow-up of one or more third party questionnaires (SIG, GDPR, ISO 27001, etc.)</li> <li>&gt; Calculate a Risk (inherent and residual) of a third party</li> <li>&gt; Identify atypical or exceptional transactions</li> <li>&gt; Provide a consolidated mapping of third-party Risks by process, geography, criticality, etc. ...</li> <li>&gt; Possibility to manage controls and Audits on third parties</li> <li>&gt; Possibility of managing third parties through the use of alerts with automated action triggers</li> </ul>

<b>Artificial Intelligence (New axis 2021)</b>	<ul style="list-style-type: none"> <li>&gt; Ability to map or integrate into a map via datavisualization information</li> <li>&gt; Ability to analyze and evaluate the effectiveness of the Risk Management system in order to produce alternative recommendations</li> <li>&gt; Ability to detect weak signals from structured or unstructured Data from multiple sources using Deep Learning and/or Machine Learning capabilities.</li> <li>&gt; Enable the user of the 1st or 2nd line of control via the use of Natural Language Processing (NLP) to</li> <li>&gt; Ability to categorize a loss/incident event or match any object to another</li> <li>&gt; Ability to calculate multiple Risk scenarios and provide simulations with recommendations for decision support</li> <li>&gt; Highlight information about cognitive biases and deviations in Artificial Intelligence models to effectively manage model Risk</li> </ul>
<b>Data Analytics</b>	<ul style="list-style-type: none"> <li>&gt; Ability to be connected to several Data sources (ERP or others)</li> <li>&gt; Library of ready to use and predefined controls</li> <li>&gt; Ability to manage Continuous Control Monitoring activities – Exceptions pushed and managed</li> </ul>

### Technical axes

<b>Access/Authentication</b>	<ul style="list-style-type: none"> <li>&gt; User access security policy, user management, segregation of duties</li> <li>&gt; Delegation of administration rights</li> <li>&gt; Management of user authorizations and Data confidentiality</li> </ul>
<b>Technical Architecture</b>	<ul style="list-style-type: none"> <li>&gt; Type of architecture and hosting used (rich client, Application Service Provider, etc.)</li> <li>&gt; Possible database solutions and programming languages</li> <li>&gt; Logical security of the technical platform</li> </ul>
<b>Multi-Currency Management</b>	<ul style="list-style-type: none"> <li>&gt; Default currency</li> <li>&gt; Other possible currencies</li> <li>&gt; Multiple currency conversion engine</li> </ul>
<b>Document Management</b>	<ul style="list-style-type: none"> <li>&gt; Document attachment</li> <li>&gt; Document management capabilities</li> </ul>
<b>Imports</b>	<ul style="list-style-type: none"> <li>&gt; Import management by a client administrator or an authorized user</li> <li>&gt; Import of external Data sources in an appropriate format</li> </ul>
<b>Exports</b>	<ul style="list-style-type: none"> <li>&gt; Pre-set export formats</li> <li>&gt; Extracting and exporting Data in xls, dbf or other formats (for use in spreadsheets or databases) for external use</li> <li>&gt; Defining export perimeters, selecting Data for exports and limiting and restricting exported scope and Data</li> </ul>
<b>Multiple Language Management</b>	<ul style="list-style-type: none"> <li>&gt; Available languages other than French</li> <li>&gt; Existence of a complete RMIS version in French</li> <li>&gt; Management of Data and label dictionaries</li> <li>&gt; Language management by a client administrator</li> </ul>
<b>Organizational Management</b>	<ul style="list-style-type: none"> <li>&gt; Management of tree structures (with more than five levels) along multiple areas and with multiple repositories</li> <li>&gt; Management of different employees or various assets (facilities, vehicles, etc.) attached to the tree-structure entities (including processes)</li> <li>&gt; Matching of legal and organizational Data</li> </ul>
<b>Customization</b>	<ul style="list-style-type: none"> <li>&gt; Screen customization by the client</li> <li>&gt; Screen customization by the vendor</li> <li>&gt; Other functionalities for the client</li> </ul>
<b>Reporting</b>	<ul style="list-style-type: none"> <li>&gt; Business Intelligence</li> <li>&gt; Existence of an integrated reporting tool</li> <li>&gt; Interfacing with reporting tools and ETL</li> <li>&gt; Management of analysis criteria</li> <li>&gt; Available reports and supported formats</li> </ul>
<b>Workflow Management</b>	<ul style="list-style-type: none"> <li>&gt; Alert triggering thresholds and workflow customization</li> <li>&gt; Tool functionalities for sending emails/SMS, using a mailing list or other</li> <li>&gt; Pre-set workflow management with scheduling and task follow-up functionalities</li> <li>&gt; Reporting possibilities on workflow information</li> </ul>
<b>Mobility</b>	<ul style="list-style-type: none"> <li>&gt; RMIS capacities to adapt itself to mobile devices (smartphones, touch pads ...)</li> <li>&gt; Responsive Design</li> </ul>
<b>Security</b>	<ul style="list-style-type: none"> <li>&gt; Data flow securization</li> <li>&gt; Users actions traceability</li> <li>&gt; Penetration testing/vulnerability auditing</li> <li>&gt; Sensitive data encryption in the database</li> </ul>

## APPENDIX 4

## Consultation/response results

VENDOR	Panorama 2020		Panorama 2021		Panorama 2022		Panorama 2023		Status 2023
	Consulted	Answered	Consulted	Answered	Consulted	Answered	Consulted	Answered	
1-One	YES	YES	YES	YES	YES	NO	YES	YES	
80-20 Software	YES	NO	YES	NO	NO	NO	YES	NO	
ActiveRisk (cf. Sword Active Risk)					NO	NO	NO	NO	
Actuarion	YES	NO	YES	NO	NO	NO	NO	NO	
Actuaris	YES	NO	YES	NO	NO	NO	NO	NO	
Acuredge (Devoteam)	YES	YES	YES	YES	YES	YES	YES	YES	
Advalea	NO	NO	NO	NO	NO	NO	NO	NO	
Agena	YES	NO	YES	NO	NO	NO	YES	NO	
Akio	NO	NO	NO	NO	NO	NO	NO	NO	
ALL4TEC	YES	NO	YES	YES	YES	YES	YES	YES	
Allgress							YES	NO	
Altarès					YES	NO	YES	NO	
Alyne					YES	NO	YES	NO	
Améthyste	YES	YES	YES	YES	YES	YES	YES	YES	
Antelope	YES	YES	YES	NO	YES	NO	YES	NO	
Aravo							YES	NO	
Archer	YES	YES	YES	YES	YES	YES	YES	YES	
Arengi	YES	YES	YES	YES	YES	YES	YES	YES	
Argos AXA Climate					YES	NO	YES	NO	
Asphaleia	NO	NO	NO	NO	NO	NO	NO	NO	
AuditBoard					YES	NO	YES	YES	Entering
AuSuM	YES	NO	YES	NO	YES	NO	YES	NO	
Avetta	YES	NO	YES	NO	YES	NO	YES	NO	
Axentis (cf.TeamMate-Wolters Kluwer)					NO	NO	NO	NO	
BaYESia	NO	NO	NO	NO	NO	NO	NO	NO	
BI International (cf.AlignAlytics)					NO	NO	NO	NO	
BlueUmbrella	YES	NO	YES	NO	YES	NO	NO	NO	
BVD/Bureau Van Dijk	YES	NO	YES	NO	YES	YES	NO	NO	
Camms					YES	NO	YES	NO	
Cerrix	YES	YES	YES	YES	YES	YES	YES	YES	
CGERisk	YES	YES	YES	NO	YES	NO	NO	NO	NO
Challenge Optimum	YES	YES	YES	YES	YES	YES	YES	YES	
CheckPoint	NO	NO	NO	NO	NO	NO	NO	NO	
CISS	YES	YES	YES	YES	YES	YES	YES	YES	
ClarityGRC (Infogov)	NO	NO	NO	NO	NO	NO	NO	NO	
ClearRisk					YES	NO	YES	NO	
Click-N-Manage (cf.ChallengeOptimumS.A.)	NO	NO	NO	NO	NO	NO	NO	NO	
CMO Compliance	YES	NO	YES	NO	YES	NO	YES	NO	
Coda	NO	NO	NO	NO	NO	NO	NO	NO	
Cogis (cf.OxialGroup)					NO	NO	NO	NO	
ControlMetrics (cf.Mega International)					NO	NO	NO	NO	
CovalentSoftware (cf.Ideagen)	YES	NO	YES	NO	YES	NO	NO	NO	
Covelys	NO	NO	NO	NO	NO	NO	NO	NO	
Crisam							YES	YES	Entering
CS Stars (cf.MarshClearSight)					NO	NO	NO	NO	
CuraTechnologies	YES	NO	YES	NO	YES	NO	NO	NO	
DataGenic	NO	NO	NO	NO	NO	NO	NO	NO	
Dell-RSA	NO	NO	NO	NO	NO	NO	NO	NO	

# RMIS PANORAMA 2023

VENDOR	Panorama 2020		Panorama 2021		Panorama 2022		Panorama 2023		Status 2023
	Consulted	Answered	Consulted	Answered	Consulted	Answered	Consulted	Answered	
Delta RM	YES	YES	YES	YES	YES	YES	YES	YES	
Digitemis	YES	YES	YES	YES	YES	NO	YES	NO	
Diligent (ex Galvanize)	YES	YES	YES	YES	YES	NO	YES	YES	
Diot Siaci	YES	YES	YES	YES	YES	YES	YES	YES	
Dow Jones					YES	NO	YES	NO	
DWF	YES	YES	YES	YES	NO	NO	YES	NO	
EADS Apsys	YES	NO	YES	YES	YES	NO	YES	NO	
Effisoft	NO	NO	NO	NO	NO	NO	NO	NO	
eFront/Blackrock	YES	YES	YES	YES	YES	YES	YES	YES	
Egerie					YES	YES	YES	YES	
Elseware	YES	NO	YES	NO	YES	NO	YES	NO	
Empowered Systems (ex Refinitiv)	YES	YES	YES	YES	YES	YES	YES	NO	
Enablon	YES	YES	YES	YES	YES	YES	YES	YES	
ERM	YES	NO	YES	NO	YES	NO	YES	NO	
F24	YES	NO	YES	NO	YES	NO	NO	NO	
FDU Conseil							YES	YES	Entering
Fidens	NO	NO	NO	NO	NO	NO	NO	NO	
FigtreeSystems (NTTData)	YES	NO	YES	NO	YES	NO	NO	NO	
Finwedge (ex FCPartner)	YES	NO	YES	NO	YES	NO	NO	NO	
Five Sigma Labs							YES	NO	
Fusion Risk Management					YES	NO	YES	NO	
GBTEC (Avedos)	YES	NO	YES	YES	YES	YES	YES	YES	Entering
Gecico					YES	NO	YES	NO	
GlobalSuite	YES	NO	YES	NO	YES	NO	NO	NO	
Google	NO	NO	NO	NO	NO	NO	NO	NO	
Grace Connect					YES	YES	YES	YES	
GrasSavoye	NO	NO	NO	NO	NO	NO	NO	NO	
Hyperion (cf.Oracle)					NO	NO	NO	NO	
IAMSConseil	YES	NO	YES	NO	YES	NO	NO	NO	
IBM	YES	YES	YES	YES	YES	NO	YES	NO	
Ideagen	YES	NO	YES	NO	YES	NO	YES	NO	
IDSScheer (cf.SoftwareAG)					NO	NO	NO	NO	
i-Flex (cf.Oracle)					NO	NO	NO	NO	
Inclus							YES	YES	Entering
Indicialvalua	NO	NO	NO	NO	NO	NO	NO	NO	
Infogov (cf.ProteusCyber)					NO	NO	NO	NO	
Infor	NO	NO	NO	NO	NO	NO	NO	NO	
InformationBuilders	NO	NO	NO	NO	NO	NO	NO	NO	
Intellinx	YES	NO	YES	NO	YES	NO	NO	NO	
Ivalua	YES	NO	YES	NO	YES	NO	YES	NO	
iWE	YES	YES	YES	NO	YES	NO	YES	NO	
Iwecloud	YES	NO	YES	YES	NO	NO	NO	NO	
KerMobile Solutions	YES	YES	YES	YES	YES	YES	YES	YES	
Keyword	NO	NO	NO	NO	NO	NO	NO	NO	
Kilclaresoftware	NO	NO	NO	NO	NO	NO	NO	NO	
LegalSuite	YES	YES	YES	NO	YES	NO	YES	NO	
Legisway	YES	NO	YES	NO	YES	NO	YES	NO	
LexisNexis	YES	YES	YES	YES	YES	YES	YES	YES	
Linkfluence	NO	NO	NO	NO	NO	NO	NO	NO	
ListFrance (cf.Mega International)					NO	NO	NO	NO	
Lockpath	YES	NO	YES	NO	YES	NO	YES	NO	
LogicGate	YES	NO	YES	NO	YES	NO	YES	NO	
LogicManager	YES	YES	YES	NO	YES	NO	YES	NO	
MAAT	YES	YES	YES	NO	NO	NO	NO	NO	

VENDOR	Panorama 2020		Panorama 2021		Panorama 2022		Panorama 2023		Status 2023
	Consulted	Answered	Consulted	Answered	Consulted	Answered	Consulted	Answered	
Mageri	YES	NO	YES	NO	YES	NO	YES	NO	
Maptycs	YES	YES	YES	YES	YES	YES	YES	YES	
Make IT Safe							YES	YES	Entering
MarshClearSight	YES	NO	YES	NO	NO		NO	NO	
MeetRisk			YES	YES	YES	YES	YES	NO	
Mega International	YES	YES	YES	YES	YES	YES	YES	YES	
Methodware (cf.WynyardGroup)					NO	NO	NO	NO	
MetricStream					YES	YES	YES	NO	
MetricStream	YES	YES	YES	NO	YES	YES	YES	NO	
Mkinsight	YES	NO	YES	NO	YES	NO	NO	NO	
Modulo	NO	NO	NO	NO	NO	NO	NO	NO	
Movaris (cf.Trintech)					NO	NO	NO	NO	
MSDP Consulting	NO	NO	NO	NO	NO	NO	NO	NO	
My Risk Committee			YES	YES	YES	NO	YES	YES	
Myflisk							YES	NO	
Nanocode	YES	YES	YES	YES	NO	NO	YES	YES	
NavexGlobal	YES	NO	YES	NO	YES	NO	NO	NO	
NEXT Software Solutions			YES	YES	YES	NO	NO	NO	
ngCompliance			YES	YES	YES	YES	YES	YES	
Novasecur	YES	YES	YES	YES	YES	YES	YES	YES	
NOweco	YES	NO	YES	NO	YES	NO	YES	NO	
NTTData	NO	NO	NO	NO	NO	NO	NO	NO	
OneConcern					YES	NO	YES	NO	
OneTrust					YES	NO	YES	YES	Entering
Onspring							YES	NO	
OpenPages (cf.IBM)					NO	NO	NO	NO	
Optimiso Group	YES	YES	YES	YES	YES	NO	YES	YES	
Optirisk	YES	NO	YES	NO	YES	NO	NO	NO	
Optivvia	NO	NO	NO	NO	NO	NO	NO	NO	
OracleFrance	NO	NO	NO	NO	NO	NO	NO	NO	
Origami	YES	NO	YES	NO	YES	NO	NO	NO	
Overmind	YES	NO	YES	NO	YES	NO	NO	NO	
Oxand	YES	NO	YES	NO	YES	NO	YES	NO	
Oxial	YES	YES	YES	YES	YES	YES	YES	YES	
Palisade	YES	NO	YES	NO	YES	NO	YES	NO	
Pcis Vision							YES	NO	
Pentana (cf.Ideagen)					NO	NO	NO	NO	
Prevaleas	YES	YES	YES	YES	YES	YES	NO	NO	
Prevalent							YES	NO	
ProcessGene	YES	NO	YES	NO	YES	NO	YES	NO	
ProcessUnity							YES	NO	
Prodentia	YES	NO	YES	NO	YES	NO	YES	NO	
ProteusCyber	YES	NO	YES	NO	YES	NO	NO	NO	
Protiviti	YES	YES	YES	NO	YES	NO	YES	NO	
Qualitadd	YES	NO	YES	YES	YES	YES	YES	YES	
Qumas	YES	NO	YES	NO	YES	NO	YES	NO	
ReadiNOW					YES	YES	YES	NO	
Reciprocity					YES	NO	YES	NO	
Resolver	YES	NO	YES	NO	YES	NO	YES	NO	
Risk'nTic	YES	YES	YES	YES	YES	NO	YES	YES	
Risk2Reputation	NO	NO	NO	NO	YES	NO	NO	NO	
Risk3sixty							YES	NO	
RiskDecisions	YES	NO	YES	NO	YES	NO	NO	NO	
Riskkeeper	YES	NO	YES	NO	YES	NO	YES	NO	

## RMIS PANORAMA 2023

VENDOR	Panorama 2020		Panorama 2021		Panorama 2022		Panorama 2023		Status 2023
	Consulted	Answered	Consulted	Answered	Consulted	Answered	Consulted	Answered	
riskHive			YES	YES	YES	YES	YES	YES	
riskID			YES	YES	YES	YES	YES	YES	
Riskconnect					YES	YES	YES	YES	
RiskPartner							YES	NO	
RiskWatch	YES	NO	YES	NO	YES	NO	YES	NO	
RivoSoftware	NO	NO	NO	NO	NO	NO	NO	NO	
Rmssoft (cf.Covelys)					NO	NO	NO	NO	
ROK Solution	YES	YES	YES	YES	YES	NO	YES	YES	
RSAM	NO	NO	NO	NO	NO	NO	NO	NO	
RuleBurst (cf.Oracle)					NO	NO	NO	NO	
SAI360	YES	YES	YES	YES	YES	NO	NO	NO	
SAP	YES	YES	YES	YES	YES	YES	YES	YES	
SAS France	YES	NO	YES	NO	YES	NO	NO	NO	
Schleupen	YES	YES	YES	YES	YES	NO	YES	YES	
SecondFloor					YES	NO	YES	NO	
ServiceNow	YES	YES	YES	YES	YES	YES	YES	YES	
SideTrade	YES	NO	YES	NO	NO	NO	YES	NO	
Signavio	YES	NO	YES	NO	YES	NO	YES	NO	
Sindup	YES	YES	YES	YES	YES	NO	YES	NO	
Skan1					YES	NO	YES	NO	
SmartGlobal					YES	NO	YES	YES	Entering
Software AG	YES	YES	YES	YES	YES	NO	YES	YES	
Spear Tech							YES	NO	
Sphera	YES	NO	YES	NO	YES	NO	YES	NO	
Spotter (cf Akio)	NO	NO	NO	NO	NO	NO	NO	NO	
SureCloud							YES	NO	
Sword Active Risk	YES	YES	YES	YES	YES	NO	NO	NO	
TCISAS	NO	NO	NO	NO	NO	NO	NO	NO	
TeamMate – Wolters Kluwer	YES	YES	YES	YES	YES	YES	YES	YES	
Telelogic (cf.IBM)					NO	NO	NO	NO	
Tenable	NO	NO	NO	NO	NO	NO	NO	NO	
TerrimetricsSAS	YES	YES	YES	NO	YES	NO	NO	NO	
Théorème	YES	YES	YES	NO	YES	NO	YES	NO	
TinubuSquare	YES	NO	YES	NO	YES	NO	NO	NO	
TowersWatson	YES	NO	YES	NO	YES	NO	NO	NO	
Trace International					YES	NO	YES	NO	
Trintech	YES	NO	YES	NO	YES	NO	YES	NO	
Tüv Süd Global Risk Consultants	YES	NO	YES	NO	YES	NO	YES	YES	
Values Associates					YES	YES	YES	YES	
Venminder							YES	NO	
Ventiv	YES	YES	YES	YES	YES	YES	YES	YES	
Verspieren	NO	NO	NO	NO	NO	NO	NO	NO	
Viclarly	YES	NO	YES	NO	YES	NO	YES	NO	
VirtueSpark	YES	YES	YES	YES	YES	NO	YES	YES	
Visiatiiv (iPORTA)	YES	YES	YES	YES	YES	YES	YES	YES	
VoseSoftware	YES	YES	YES	YES	YES	NO	NO	NO	
Workiva	YES	YES	YES	YES	YES	YES	YES	YES	
WynyardGroup	YES	NO	YES	NO	YES	NO	NO	NO	
Xactium	YES	YES	YES	NO	YES	NO	YES	NO	

## You are a RMIS vendor and you would like to be consulted for the next edition of the RMIS Panorama?

You just need to contact AMRAE in order to take part to the next campaign.

### Please contact:

Hélène Dubillot: [helene.dubillot@amrae.fr](mailto:helene.dubillot@amrae.fr)

Bertrand Rubio: [bertrand.rubio@fr.ey.com](mailto:bertrand.rubio@fr.ey.com)

### About AMRAE:

AMRAE, *Association pour le Management des Risques et des Assurances de l'Entreprise*, brings together the major players in risk management (risk management, internal control and audit, insurance and legal). Through its scientific committees, publications, positions and its reference congress, it works for excellence in risk management, which contributes to securing the strategy of companies and organizing their resilience.

AMRAE brings together more than 1700 members from 800 private and public organizations. AMRAE has four fundamental missions:

- To promote the concept of Risk Management.
- To bring and maintain the expertise of Risk Managers at the highest level.
- To anticipate and influence the corporate insurance market.
- To reach out to public authorities and civil institutions.

With AMRAE Formation, the Association responds to the needs of professional training by providing high level certification training. AMRAE Les Rencontres organizes the annual reference congress for the risk and insurance professions (more than 3200 participants in 2023). These three days are the essential meeting place for all those involved in risk management and financing.

Download your free English version of the panorama at  
<https://www.amrae.fr/rmis-panorama-2023>

Find other Publications [www.amrae.fr](http://www.amrae.fr)

Technical Notebook Collection

"Dialoguer" Collection

Risk Management Collection

This document, property of AMRAE, is protected by copyright law.  
Any reproduction, total or partial, is subject to the compulsory indication of copyright.  
Copyright © AMRAE



# AMRAE

---

## la Maison du risk management

36 boulevard de Sébastopol, 75004 Paris - [www.amrae.fr](http://www.amrae.fr)

This document, property of AMRAE, is protected by copyright law.  
Any reproduction, total or partial, is subject to the compulsory indication of copyright  
Copyright © AMRAE